


MARCH, 1977

THE

25¢

DARTER



THE PUBLICATION OF THE  
MISSOURI AQUARIUM SOCIETY INC.  
ST. LOUIS, MISSOURI

# AQUA-WORLD

ONE OF THE LARGEST, MOST  
BEAUTIFUL AQUARIUMS IN THE  
MID-WEST.

TWO CONVENIENT LOCATIONS  
TO SERVE YOU :

3910 GRAVOIS  
ST. LOUIS, MO. 63116  
772-0100

1473 MANCHESTER RD.  
ELLISVILLE, MO. 63011  
391-0100

LARGE SELECTION OF MARINE AND TROPICAL FISH

COMPLETE LINE OF AQUARIUMS  
AQUARIUM SUPPLIES  
PET SUPPLIES





# THE DARTER

**PUBLICATION OF  
MISSOURI AQUARIUM SOCIETY, INC.**

## Officers

### President

Ralph J. Wilhelm  
4756 Milentz Avenue  
St. Louis, Missouri 63116\*  
481-7061

### Vice President

Carl Berry  
12482 Alswell Lane  
St. Louis, Missouri 63128  
842-4780

### Secretary

Barbara Pozaric  
404 Gabriel Drive  
Kirkwood, Missouri 63122  
965-4078

### Treasurer

Tom Hopfinger  
9407 Tilles Drive  
Brentwood, Missouri 63144  
962-1505

## Executive Council

Larry Allbright  
3852 Neosho  
St. Louis, Missouri 63116  
832-7991

Rich Crabtree  
209 Eastmoor  
East Alton, Illinois 62024  
[618] 254-4979

Klaus Bertich  
9525 Caravan Drive  
St. Louis, Missouri 63126  
849-2164

Dave Masters  
48 Estates Drive  
Arnold, Missouri 63010  
296-0386

Ken Cope  
2640 Midland Ridge Drive  
St. Louis, Missouri 63114  
429-0364

Paul Powell  
1211 Claytonia Terrace  
Richmond Heights, Missouri  
644-3812

Frank Simmons  
124 Huntleigh Forest Drive  
Kirkwood, Missouri 63122  
966-2893

# Committee Chairpersons and Appointed Positions

|                          |                 |          |
|--------------------------|-----------------|----------|
| ANNUAL & SUPER BOWL SHOW | Larry Allbright | 832-7991 |
| AUCTIONS                 | Ray Kuster      | 644-6147 |
| BREEDERS AWARD PROGRAM   | Dennis Donahue  | 524-7376 |
| CORRESPONDING SECRETARY  | Barbara Pozaric | 965-4078 |
| HISTORIAN                | Kenneth Cope    | 429-0364 |
| LIBRARIAN                | Frank Simmons   | 966-2893 |
| MEMBERSHIP               | Bill Miskelly   | 521-2112 |
| MONTHLY BOWL SHOW        | Kenneth Keim    | 838-2630 |
| POINTS TABULATOR         | Carol Willemin  | 966-4259 |
| PUBLICITY                | Steve Pozaric   | 965-4078 |
| REFRESHMENTS             | Joy Bogacki     | 781-9545 |
| TELEPHONE                | Thelma Cope     | 429-0364 |
| ROOM SET UP              | Pat Jones       | 894-1648 |

## DARTER Staff

### Editor

Charlotte Hopfinger

### Advertising

Joy Bogacki

### Layout & Typing

Barbara Pozaric, Barbara Powell  
Pat Donahue, Sue Kuster, Sharon  
Bragga & Tom Hopfinger

### Artwork & Design

Frank Bayne, Charlotte Hopfinger  
& Rick Bragga

### Staff & Feature Writers

Carl Berry, Charlotte Hopfinger, Klaus Bertich, Ralph Wilhelm, Barbara  
Powell, Marilyn Waterson, Ken Keim & Rick Smith [Also The Raven]

### Collating

Bogackis, Kusters, Hopfingers, Carol Willemin, Klaus Bertich, Frank  
Simmons and Ralph Wilhelm

|                               |                         |    |
|-------------------------------|-------------------------|----|
| President's Message           | Ralph Wilhelm           | 6  |
| March Meeting Notice          |                         | 7  |
| January Council Minutes       | Sharon Masters          | 8  |
| February Meeting Minutes      | Barbara Powell          | 9  |
| Treasurer's Report            | Tom Hopfinger           | 10 |
| Editor's Message              | Charlotte Hopfinger     | 13 |
| Visiting Our Members          | Klaus Bertich           | 14 |
| Siphoning The Exchanges       | Ken Keim                | 15 |
| Coming Events                 |                         | 16 |
| The Native Corner             | Rick Smith              | 17 |
| They Did It Again!            | Joy Bogacki             | 19 |
| For Sale                      |                         | 20 |
| Just Down The Street          | Marilyn Waterston       | 23 |
| When You Giant Has Bad Breath | Mancel Langin (Reprint) | 25 |
| Swim Bladder Syndrome         | Elvis & Marie Bryant    | 28 |
| Beef Heart                    | Bill Malay (Reprint)    | 29 |

\*\* \*\* \* \*\* \* \*\* \* \*\* \* \*\* \* \*\* \* \*\* \* \*\* \* \*\* \* \*\* \* \*\* \* \*\* \* \*\* \*

EXCHANGE PUBLICATIONS: The Darter will exchange with other club's publications. Please send exchange publications to;

THE DARTER - M.A.S.I.  
9407 Tilles Drive  
Brentwood, Missouri 63144

Failure to receive three consecutive issues of a club's publication will be considered as a termination of our exchange with that club, unless advised to the contrary.

Permission is granted to reprint any article appearing herein. Please send two copies of any publication in which a reprint appears, one of which is to be provided to the author of the reprinted article.

\*\* \*\* \* \*\* \* \*\* \* \*\* \* \*\* \* \*\* \* \*\* \* \*\* \* \*\* \* \*\* \* \*\* \* \*\* \* \*\* \*

Monthly issues of The Darter are part of membership consideration.

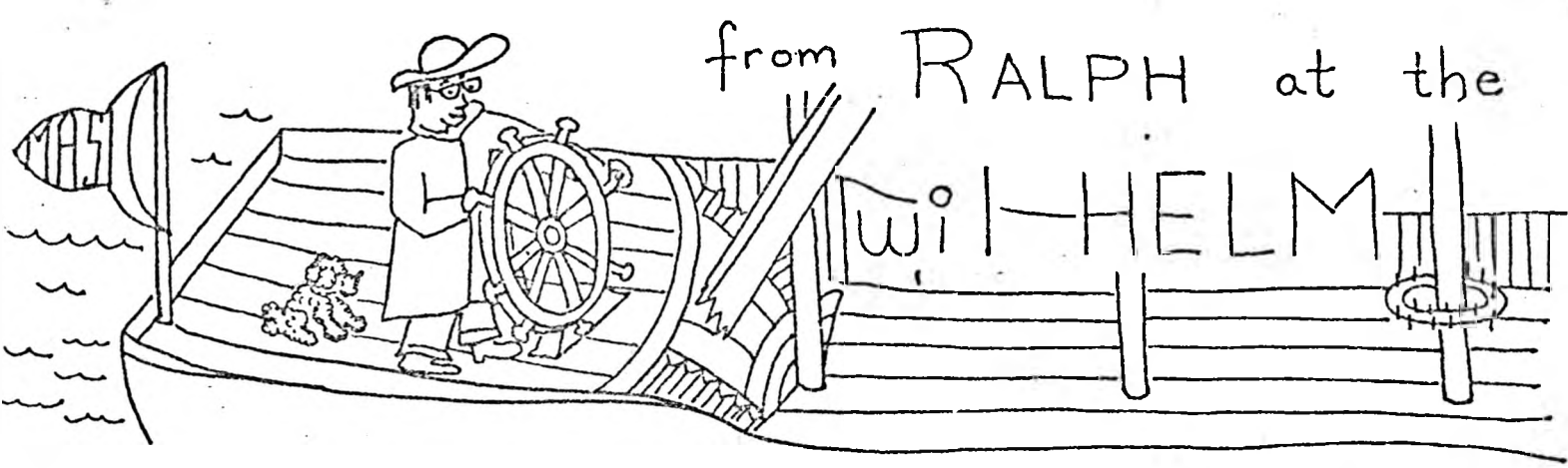
\*\* \*\* \* \*\* \* \*\* \* \*\* \* \*\* \* \*\* \* \*\* \* \*\* \* \*\* \* \*\* \* \*\* \* \*\* \* \*\* \*

The Darter is published monthly by the Missouri Aquarium Society, Inc. at 9407 Tilles Drive, Brentwood, Missouri 63144. Controlled Circulation

Postage paid at St. Louis, Missouri

\*\* \*\* \* \*\* \* \*\* \* \*\* \* \*\* \* \*\* \* \*\* \* \*\* \* \*\* \* \*\* \* \*\* \* \*\* \* \*\* \*

Opinions expressed by the contributors are their own and do not necessarily reflect the opinions of the Missouri Aquarium Society, Inc.



The most important time of the year for M.A.S.I. is coming up in the next several months, and now is the time to stand up and be counted. Are you truly a member, or just a year-long visitor? If you really consider yourself a member, you will be very busy promoting "Darter" advertising, selling raffle tickets, and planning for the annual show, workshop, and auction.

If every member sold one ad, and sold one book of tickets, and brought one entry to the show, and one bag of fish to the auction, that would be one helluva foundation for those who do all these things in multiple. Although the income the club derives from these functions is important, I believe the individual feeling of self-satisfaction which results from taking on a task and doing it, is equally as important. And all this individual effort, taken collectively, means a better aquarium society. Not necessarily richer in money, or even larger in numbers, but richer and larger in the spirit of friendship and achievement. So, get in gear, and don't stop until you top the hill.


*Ralph*

# MARCH MEETING NOTICE

Time and Date: 8:15 P.M. Wednesday March 9th

Place: Prudential Savings and Loan  
Community Room 6th floor  
8020 Forsythe, Clayton, Missouri  
Park in garage - lower level

Bowl Show: Guppies - Female Only  
Swordtails - Hifin or Lyretail  
Open



## FEBRUARY BOWL SHOW RESULTS

|                    | <u>Hobbyist</u><br>(3 entries)   | <u>Novice</u><br>(2 entries)         |
|--------------------|--|--------------------------------------|
| Killifish          | 1. Carol Willemin<br>2. Dave Koran<br>3. Rick Smith  | 1. Peggy Maechler<br>2. Roy Maechler |
| Sharks and Loaches | (3 entries)<br>1. Mike Heinemeier<br>2. Carol Willemin<br>3. Bill Miskelly                           | No entries                           |
| Open               | (6 entries)<br>1. Louise Crabtree<br>2. Rich Crabtree<br>3. Ken Sommerhauser                         |                                      |
| March -            | Guppies - Female Only<br>Swordtails - Hifin or Lyretail  |                                      |
| April -            | Bowl Beautiful - No restrictions, do your thing<br>Saltwater - No adaptations, mollies, swords, etc. |                                      |
| May -              | Guppies - Male Only<br>Bettas - Male Only  |                                      |
|                    | Each Month - Open Class  |                                      |

EXECUTIVE COUNCIL

January 15, 1977

The Executive Council was held at the home of Kenny and Thelma Cope, on the above date. The meeting was called to order by President Ralph Wilhelm at 8:30 P.M.

Tom Hopfinger read a letter from Dr. Axelrod saying that he would be here for our Annual Show in April.

Approval of the minutes of the December and a Treasurer's report was given. A balance of \$2,880.43 as of January 15th.

Ken reported that last Monday they had a Breeders Award meeting, and that things are moving along nicely.

Prizes for the raffle were talked about. It was decided on the following gifts.

1st - 19" Color T.V.

2nd - Pong game

3rd - AM-FM digital clock radio

There was a discussion on looking into some racks for the Annual Show. Frank knows of some one who has some racks that might be useful for the type of set-up we use. Frank and Ralph are to check into this further.

The meeting was adjourned at 9:40 P.M.

Members of the council present were - Ralph Wilhelm, Paul Powell, Frank Simmons - Klaus Bertich, Kenny Cope, Dave Masters, Tom Hopfinger. Guest present were Sharon Masters, - Barbara Powell, Anne Marie Bertich, Thelma Cope, Carol Willemin.

Respectfully submitted,

Sharon Masters,



The regular meeting of the Missouri Aquarium Society, Inc. was held on February 9, 1977. President Ralph Wilhelm called the meeting to order at 8:30 P.M.

Paul Powell announced that Gateway Guppy Associates will be having an auction on February 20, 1977 at Bohemian Savings & Loan Association.

We have a new member - Don Epple.

For those interested in obtaining Killie fish please see Glenn Thomlin.

Membership donations can be made by seeing Tom Hopfinger.

The next Executive Council meeting will be held at the Powells on February 28th. If you need directions please see either Barb or Paul.

There was no breeder's award report, at this time.

The Darter still needs ads, Ralph announced. The prices are as follows:  
Full page - \$60. Half page - \$40. Business Card - \$10.

The reports on Diet 15 are due tonight. If you have yours here, please give them to Ralph.

The secretary's minutes were approved as printed in the Darter.

The treasurer's report was approved.

The following reports were given:

Larry Allbright - Show - Dr. Axelrod will be our main speaker. If anyone knows of a local speaker - please see any show committee member. The workshop is set for the 22nd and 23rd., with judging to be on Saturday. Trophy donations remain at \$15. per class.

Carl Berry - Raffle - Prizes are as follows: 1st - 19" color TV, 2nd - TV game, 3rd - clock radio. The tickets will sell for \$1. each or 6 for \$4. As an incentive plan the person selling the most tickets will receive \$40. and The person selling the winning ticket will receive \$20.

Ken Sommerhauser - Breeder's Award - We should have report printed and ready to be distributed by April.

John Griffiths - Fish Raising - It is too cold at present to ship the fish.

Vickie from MIBB announced their meeting will be held on 2-13-77 at 1 P.M. at Farm & Home on St. Charles Rock Road.

Tom Hopfinger reported that several memberships were paid tonight.

Mike Hennimeyer thanked MASI members for their active participation in Lewis and Clarks show.

Bill Drews has white worms in cultures for those who want them.

Anyone wishing to go to the Winter Weekend Workshop in Memphis and want to join a car pool, please see Tom Hopfinger. Also, there are entry forms at the front table.

Door prizes and winners of the bowl show were announced.

The meeting adjourned at 9:10 P.M.

9 Barb Powell

TREASURER'S REPORT

|                                 |                          |
|---------------------------------|--------------------------|
| Balance as of January 22, 1977  | \$2517.19                |
|                                 | Income \$ 185.00         |
|                                 | Expense <u>\$ 210.83</u> |
| Balance as of February 14, 1977 | <u>\$2491.36</u>         |

Income:

|              |                |
|--------------|----------------|
| Memberships  | \$ 177.00      |
| Refreshments | <u>\$ 8.00</u> |
| Total Income | \$ 185.00      |

Expenses:

|                                |                  |
|--------------------------------|------------------|
| Ace Office - February Darter   | \$ 54.87         |
| Ace Office - Show rules        | \$ 42.32         |
| U.S.P.O. Darter Postage        | \$ 12.47         |
| K-Mart (Berry) 2nd Raffel Prz. | \$ 53.92         |
| L. Arnold - February Program   | \$ 17.00         |
| Ace Office - Drawing Tickets   | <u>\$ 30.25</u>  |
| Total Expense                  | <u>\$ 210.36</u> |

|                                     |                  |
|-------------------------------------|------------------|
| Cash on Hand                        | \$ 12.75         |
| Deposit - Prudential Savings & Loan | \$1515.57        |
| Deposit - Hampton Bank              | \$ 943.04        |
| Deposit - U.S. Postal Service       | <u>\$ 20.00</u>  |
|                                     | <u>\$2491.36</u> |

\*\*\*\*      \*\*\*\*      \*\*\*\*      \*\*\*\*      \*\*\*\*      \*\*\*\*      \*\*\*\*      \*\*\*\*      \*\*\*\*

INTERESTED IN A BETTA SPECIALTY CLUB?

We have in the St. Louis area a new and growing Betta specialty club. Their name, Missouri Illinois Betta Breeders - M.I.B.B. This club is looking for members to help them grow. Their dues are Single \$5.00 and Family \$7.00. It is also necessary to join I.B.C. - International Betta Congress at the same time - the additional dues for I.B.C. are Single \$8.50 and Family \$15.00. If you are interested in Bettas you should consider joining this group. - for information call: Vickie Weishaupt - President - 1-618-259-2392; or Thelma Cope - Treasurer - 429-0364.

\*\*\*\*      \*\*\*\*      \*\*\*\*      \*\*\*\*      \*\*\*\*      \*\*\*\*      \*\*\*\*      \*\*\*\*      \*\*\*\*

DUES ARE DUE DUES ARE DUE DUES ARE DUE DUES ARE DUE DUES ARE DUE

Remember that your dues are now due for 1977. This is the last Darter you will receive unless you renew your membership now. We want you, we need you and we want you to need and want us. Come to the meetings and bring a friend. We have a wonderful agenda for our Workshop and Show next April. Be a member of the group who is the leader in education in our hobby.

# D&E TROPICALS

Huge selection of tropical and marine fish with 126 freshwater tanks and over 2700 gallons of saltwater.




We carry a complete line of aquariums and aquarium supplies and many hard to find items, a complete line of coral and shells, and our own custom aquarium stands. Come see us.


2645 GRAVOIS

ST. LOUIS, MO.

HARVEY RAY HULL - OWNER



664-5452




**ROPICAL WORLD AQUARIUM & PET SHOP, INC.**



**12346 NATURAL BRIDGE  
BRIDGETON, MO. 63044  
BRIDGETON OAK SHOPPING CENTER  
PHONE (314) 291-7476**

"MID AMERICA'S MOST UNIQUE FULL LINE PET STORE"

## EDITOR'S MESSAGE



Another hectic month has just come to an end, and as usual, another one is beginning. With the big show and workshop rapidly approaching I'm sure we can all feel the excitement of this time of year as we busy ourselves in preparation for our April event. Everyone's help is desperately needed, so please pitch in and volunteer your assistance in any way possible.

As Editor of this club magazine I personally will need all the assistance that any and all can give in the coming months. Please have your articles and information ready as soon as possible and get them to me ahead of time for typing and layout. I have gone back to teaching once again and will not have the late evening hours previously used for getting the paper to press on time. Tom, our chief typist, would also appreciate your help so he can get things typed ahead of time as they come in. It would greatly save both our nerves as I'm usually crabby as it is and can no longer put in the stretch of long last minute hours as I have done in the past. Thanks ahead of time!

I would like to personally thank all of the advertisers who re-newed their ads with us once again and also thank the new advertisers who gave us their new business. It is a vote of confidence for our magazine to see so many renewals. We do appreciate this. Hutch's Tropicals and Tropical World pet shops are offering all club members a 10% discount on purchases. I would assume that sale items are not included. We also thank them for this service.

While I am thanking people, I would also like to say one big Thank You to Carol Willemin and Marilyn Waterston who not only send me beautifully typed articles, but ones that are also beautifully illustrated. The art work on the articles written by these ladies has been done by them, and it really adds to the general appearance of The Darter. We really do have some very talented members, and it is super that we also have so many club members who are able and willing to share these gifts of talent in many different working situations for the society.

Do keep in mind that membership dues are past due. If you have not paid your M.A.S.I. dues for 1977 this will be the last issue of The Darter that we can mail to you. Remember that our publication is part of membership consideration, and we do need the dues revenue to defray some of its monthly expense.

See you at the meeting,



## VISITING OUR MEMBERS

by Klaus Bertich

This month we went out to visit Roy and Lynn Maechler. Now, we have only one problem at their house and that is where to start looking. I observed about 30 different tanks, and one was prettier than the other. I saw a variety of fish and everything was very beautiful. It really was a good sight. Their maintenance of their tanks is perfect. Their fish are all healthy and very prolific.

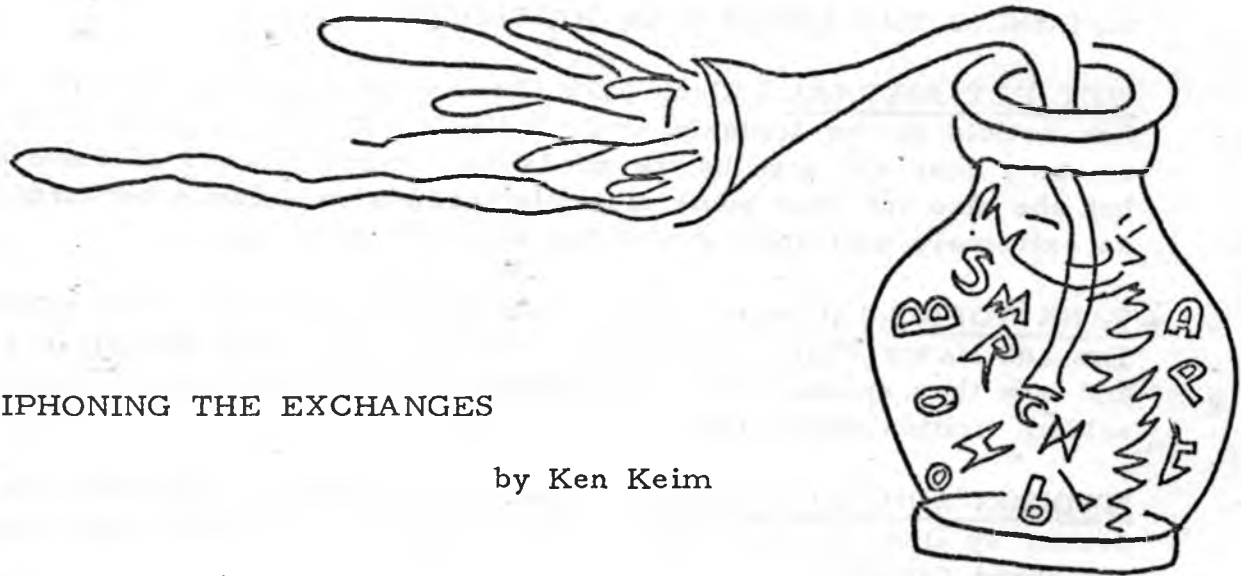
Roy has had fish most of his life in one size tank or another. They are keeping all kinds of fish, but the africans now seem to be the diet of their hobby.

Roy admitted that Lynn does most of the maintenance on the tanks. His part is that he builds the racks and tanks and what ever else is necessary. One of his many innovations is his air pump. He has a polution pump, but it is very quiet. It is one of the quietest ones I've heard. His secret is that he has a very quiet motor, and he uses a small pulley on the motor. Also, he sits his pump on foam rubber. This sits on a shelf. The shelf is held up by steel straps. These straps are cut and a rubber piece put in it. Also his air line has a soft plastic connection. Roy's designing was well planned.

The Maechler's keep a variety of fish, including African cichlids, angels, kribbs, and a host of others too numerous and too complicated to mention.

Lynn also raises frogs, long haired hamsters, long haired guinea pigs, and fire newts. These of course are kept in her room. She also does a great job on plants.

Well, we will leave Roy and Lynn with a big thanks for a very good evening visiting with them and their friends.



## SIPHONING THE EXCHANGES

by Ken Keim

PISCES PRESS - Dec. 76 (Nassau County Aquarium Society) Harry W. Faustman says a mouthful with "Breeding The Egyptian Mouthbreeder - Haplochromis Multicolor." Another fine piece is "Pink Congo Cichlid" by Lois S. Scanlan. She compares her experience to that given in books, and she does a very nice job.

PLECOSTOMUS - Jan. 77 (Blackhawk Aquarium Society Inc.) Even a freshwater nut has favorites in saltwater and the "The Banded Coral Shrimp" is one of mine. Kerry Teats comes at us with a strong article on what i'm. sure must be a favorite of many others. Now just look across the page at "Nannochromis nudiceps" by Dan Denton and you'll leave this exchange with a smile.

GOLDEN GATE AQUARIST - Nov. 76 (San Francisco Aquarium Society) Richard Vest has just completed (part 4) his series of articles on "Constructing a large tank." I've waited until now so you could read all the parts at once. Rich takes us through the building of a large tank, filtration system, decorations, and he tells us where the supplies may be purchased.

THE VALLEY STREAM - (Edgewood Valley Aquarist Society) "Hanging Jugs" by Marsh Barton is about hatching brine shrimp. Yea, I know you've read a hundred of hatching articles, but this one is different. I'm going to try this set-up and you might want to also.

FINS & FRIENDS - Dec. 1976 (Regina Aquarium Society) with the recent surge of interest in our club with killies, I've been keeping an eye open for articles on these little gems, and have I got one for you. "Killies - Spawning Plant Spawning Killies" by Dave Knelson. Keep an eye open for this exchange because this is a continuing saga.

THE SPLASH - Nov. 1976 (Milwaukee Aquarium Society Inc.) Dale Palmersheim says "Nothin' to it' when spawning Green Severums. If Severums decorate your tanks, let this report entertain your brain.

## SIPHONING THE EXCHANGES CONTINUED

WET PET JOURNAL - Dec. 1976 (Downriver Aquarium Society) There is a fine article on the Mudskipper by Sally M. Winkler (reprint from Cichlidophile) not only does she give us the needs and characteristics of these unusual fish, but she also includes some nice illustrations to enhance her article. It is an extremely well done essay that shouldn't be missed.

TANK TOPICS - (Greater Akron Aquarium Society) Ever try spawning leaves? Jim and Nancy White have a fine article on the South American Leaf Fish and how they spawned it. They have penned a well written essay on this seldom written about fish.

MADISON AQUARIUM CLUB - Sept. 1976 (Madison Aquarium Club) Cichlid corner by Dick Cramer has an interesting bit on Steatocranus casuarius (Lionhead Cichlid).

YOUNGSTOWN AQUARIST - Nov. 1976 (Youngstown Tropical Fish Society) Bud Welty tells about some forgotten african cichlids.

---

### COMING EVENTS

|       |  |
|-------|--|
| March | 9th - M.A.S.I. General meeting - Prudential Savings      |
|       | 20th - M.I.B.B. Auction - Holiday Inn North              |
| April | 13th - M.A.S.I. General meeting - Prudential Savings     |
|       | 22nd, 23rd and 24th - M.A.S.I. General Show and Workshop |
| May   | 11th - M.A.S.I. General meeting - Prudential Savings     |

---


Looking for a specialty club for Catfish and Loaches? Join the ACALA. That is the American Catfish and Loach Association. Membership is \$7.50 per year for individuals and \$10.00 per year for a family. This includes a subscription to "Catalyst", the bulletin of ACALA. All dues should be forwarded to ACALA, c/o J. Gayle Hoskin, Jr; 6511 Johnson Street, Hollywood, Florida. 33024. If you have interest in these species you should seriously consider joining this association. They have some very knowledgeable members and their bulletin is a good one.

---

HEARYE HEARYE HEARYE HEARYE HEARYE HEARYE HEARYE HEARYE

DR. HERBERT R. AXELROD will be our featured speaker this year at our annual workshop. Spread the word. We know there are many out there who would want to attend if only they knew. Let's all pass the word. For more information see additional information in this bulletin. Remember you do not have to be a member of M.A.S.I. to attend the workshop or enter the show. Plan to spend the weekend of April 22, 23, and 24th with us. Bring entries, register for the workshop, and if you are not a member of M.A.S.I. we would like to have you attend a meeting. Let us show you the benefits of membership.





# THE NATIVE CORNER

by Rick Smith

## TURTLES

### PART TWO

This month we will continue discussing the care of turtles. Our next turtle is an unusual one for it has lost its bone like shell.

#### Trionyx spinifer

##### The Eastern spiny softshell

Softshell turtles belong to the family Trionychidae. Spiny soft shells have a leathery, flat shell which feels like sand paper. When observing this turtle while swimming, it looks like a swimming pancake. This pancake shape enables the reptile to crawl in the sand and stick its long neck up towards the surface until its long nose is surfaced. When danger is near, the neck is submerged into the sand. Many softshells are captured by stirring up the sand and watching for fleeing soft shells.

These turtles are streamlined and swim very quickly, so, when you look for these turtles be sure to bring a net. The color of this type of turtle is tanish to sandy. On the tail region of the carapace there are lots of greenish spots (ocelli).

Males grow 5-8 inches and females grow 7-17 inches. They weigh up to 35 pounds. Females also have blotched spots instead of round ocelli. One word of caution; this species has a nasty biting habit and doesn't hesitate to bite anything within neck reach.

#### Chelydridae Serpentina

##### The Common Snapper

This turtle is very well known for its nasty biting habits. The common snapper is one of 2 species of snappers found in Missouri. It can attain a large size of 20-40 pounds, and its cousin the Alligator Snapper grows up to 200 pounds.

They have a very rough carapace which has a dark green color. The plastron is "cross shaped" which is yellow-tan. The rough scaly skin is green-grey in color. They mature at 20cm. Males have a longer tail.

## THE NATIVE CORNER - TURTLES PART TWO CONTINUED:

The nasty biting habit of this turtle can cause extreme pain and injury. It is equipped with a set of strong crushing jaws. Snappers have long, strong necks. Their limbs are also very powerful.

Common snappers live in quiet, muddy, sluggish water. They feed on anything from plants and snails to baby birds or small mammals. They are excellent bait snatchers. They prefer 70°-80°F water. During the winter they hibernate, although some snappers have been observed moving about under ice covered ponds. Some also have been observed in brackish water. In April breeding goes on until late September. The eggs (60-80) are laid in a 4"-7" nest. They take 55-125 days to hatch.

### Sternotheru Odoratus

#### The stink pot musk turtle

Musk turtles are closely related to snappers. They have the ability to partially close their plastrons like the box turtles. They live from the Atlantic to Wisconsin down to the Gulf of Mexico.

Stinkpots have high dome-like carapaces which are black to grey to brown. Juvenils may have spots or stripes on the carapace. These "streaks" are yellowish in color. The plastron is yellow. On the top of the head there are two yellow pinstripes which run along the edge and meet at the nostrals. Their chin may have barbels.

Stinkpots live a nocturnal life in slow and muddy waters. They eat anything from shrimp to water plants. As their name states, these turtles can give off a musky scent. Muskturtles will enter brackish water and are very common in brackish canals in some parts of Florida.

### Terrapene Carolina Triangius

#### The three toed box turtle

Three toes are found in open woods or swamps. Like most box turtles they have a high domed carapace and a hindged plastron. Their overall color is olive to brown. There may be orange or yellow spots on the head and forelimbs. Although their name says 3 toed, some 3 toed box turtles have four toes. They grow 4 1/2-6 inches in length and can live up to twenty five years. Males have red eyes and females have brown eyes.

These turtles add to the confusion of identification by cross breeding with the eastern and western box turtles. After mating has occurred the female will lay six to eight eggs which take three months to hatch. The hatchlings, may have a stripe on the carapace.

These turtles make excellent pets and feed on bugs, berries, vegetables, dog food, mushrooms, meat, etc.

Cont' p. 20

## THEY DID IT AGAIN ! ! ! !

by Joy Bogacki

Our *Lamprologus brichardi* that's who.

The *Lamprologus brichardi* used to be called *Lamprologus savoryi elongatus*. They are from Lake Tangayika. The *Lamprologus brichardi* get to be about 3 1/2 inches, so says the "book", but I saw them out at Beldt's, and they were atleast 4 1/2 inches or bigger.

The body is a drab brownishgrey color. The fins are tipped in a blue that varies in intensity from fish to fish. Now, I have found that in the males the fins are longer and the gill plate is a bright yellow. They don't sound very pretty, but theyre really beautiful if you see them.

I got hooked on them up in Chicago. I saw them at Shedd. They had a large family of *Lamprologus brichardi*. It was love at first sight. Jim couldn't get away from their tank. I wanted them.

We were in luck at the Chicago Cichlid Association auction as the next day they had some for sale. I went wild when I got six of them. Most of them were 1 inch long. I kept them in the front seat with me all the way home so I could keep an eye on them. When we got home we put them in a 29 gallon high tank. Boy, did they fight. We had heard they were peaceful, but we ended up with 3. I still wanted them, so we aquired 12 more and gave them rock work and some java moss. So now we had 15 fish in a 29 high; there were more fights and we lost 3 more.

Then something happened. They branched off into 3 separate places. One stayed in the rock work, one hovered in the java moss, and one remained up in the top of the water. They must have been the weakest ones.

We seemed to have 3 separate families. We really didn't know much about them. They seemed to like anything we gave them to eat, especially brine shrimp. They also like to eat the algae. We figured they would have a lot of growing to do before they spawned because the ones out at Shedd were pretty big.

But as Jim was draining a tank under them he saw a lot of moovement from the ones in the java moss coming over and grabbing something from under the rocks. As Jim looked closer he saw fry in the rocks. They were about the size of the gravel, but they were wiggling. Jim moved the other families out of their tank. The family in the rocks has 2 females and 2 males, and they just keep spawning. They don't seem to care how many spawns they have in there with them at one time.

The older fry then seem to look after the younger ones. It really is cute. The *L. brichardi* are egg layers.

We moved the parents after 5 spawns, and we put some Cobalt Blue fry in with the *L. brichardi* fry. Well, that was a mistake. The larger

THEY DID IT AGAIN ! ! ! ! CONTINUED:

of the L. brichardi started to attack the Cobalts. So don't mix a large number of L. brichardi fry with a small number of anything else, for it seems the larger L. brichardi are protecting the smaller ones.

I'd say to get L. brichardi to any body who likes to watch families, but be ready to loose a lot of them while there pairing up. Good Luck ! I know you'll like them once they settle into their routine.

---

THE NATIVE CORNER - TURTLES PART TWO CONTINUED:

Well, that's it for turtles. I hope your next collecting trip will be successful. When it warms up outside, why don't you bring back a turtle. They're not a fish, but everyone needs a little variety.

---

FOR SALE FOR SALE FOR SALE FOR SALE FOR SALE FOR SALE FOR SALE

Klaus Bertich has the following for sale. You can call him - 849-2164.

|   |   |
|---|---|
| 10 10gal All glass tanks                              | \$3.00 each                                   |
| 3 10gal Slate Bottom tanks                            | \$2.50 each                                   |
| 1 10gal Undergravel filter                            | \$1.00  |
| 2 5gal Slate Bottom tanks                             | \$1.00 each (cracked but repaired-not leakers |
| 3 wooden stands for 6-10gal tanks - painted black     | - \$5.00 each                                 |
| 1 stand for 6 twenty gal also wood and painted black  | \$5.00  |
| 1 stand for 3-5gal tanks. Wood, painted black         | \$4.00  |
| 1 fluorescent light - Stainless with separate ballast | \$5.00  |
| Breeder Bronze Cats                                   | \$3.00 pr.                                    |
| Bronze Cats - medium size                             | \$.40 each - tank raised                      |
| Albino Cats - medium size                             | \$.50 each - tank raised                      |

---

#### REMINDER

If you are one who has been testing some dry food and have not turned in your written report yet please do so by the March meeting. We must respond to the manufacturer and we do not want to embarris the club by being late with our responses. Remember - bring your response to the March meeting and give it to Ralph. - Thank You.

---

#### NOTICE

Are you planning to go to the American Cichlid Association convention in Cincinnati which will be held July 29, 30 and 31st? We have just learned that you should make your room reservations today. Yes, today!!! I am sure you are asking why so early? Well, I will tell you. There will be two large conventions at the same hotel. The Cincinnati Reds will be playing a home game. All the same week-end. The hotel is the Drawbridge Motor Inn Rt Mitchell. Kentucky.

# SIEBERT PET SHOP


Over 150 tanks of healthy freshwater  
tropicals. Complete line of garden pool fish,  
plants and supplies. Locally raised parakeets,  
canaries and finches. See our new

HOURS OPEN:

Thur. and Fri. 9:00 to 8:30

Tue.-Wed.-Sat. 9:00 to 6:00

843-4755 CLOSED:  
Sun. and Mon.



12348 Tesson Ferry Rd. at Mattis Rd. One block south of I-270



**Courion industries, inc.**  
security fire door company division

p.o. box 7389  
st. louis, mo. 63177  
314/533-5700

**TOM HOPFINGER**  
Sales Administrator

*"If you don't know Cameras — know your dealer"*

## Saint Louis Photo Supply

Thirty Four Hundred Lindell  
Saint Louis, Missouri 63103  
314/535-6040



OLA SOMMERHAUSER

HOME DESIGN




**STORES LOCATED AT:**

- CREVE COEUR, MO.  
11560 OLIVE BLVD.  
432-6771 (314)
- ST. ANN, MO.  
10585 ST. CHARLES ROCK ROAD  
427-5040 (314)
- TAYLORVILLE, ILL.  
603 ROUTE 48 WEST  
824-9325 (217)



12676 DORSETT ROAD MARYLAND HEIGHTS, MISSOURI 63043 434-2022



# Hutch's Tropicals

tropical and saltwater fish  
birds, reptiles and house plants

110 South Florissant Rd. C  
Downtown Ferguson  
10% Discount to members

Sun. 12:00 - 5:00  
Sat. 10:30 - 5:00 Closed Mon.  
Tues - Fri. - 12:00 - 8:00 522-0788

PLASTICS  
METAL  
WOOD



SIGNS  
DESK SETS  
NAME PLATES

*Hoppers Engraving*

SATISFACTION IS THE AIM OF OUR EVERY ENDEAVOR

EVERETT & JOAN HOPPER

296-0980



FENTON AQUARIUM  
& PET CENTER

645 GRAVOIS  
FENTON, MISSOURI 63026

RANDY K. WOODRUFF  
PHONE 343-5490

HOURS: MON.-SAT. 9:30-9  
SUN. 10-6

TROPICAL FISH  
BIRDS



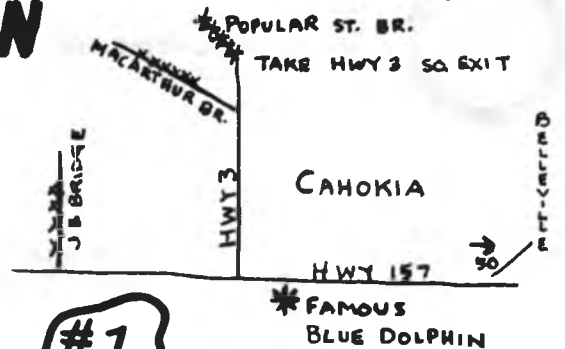
## BLUE DOLPHIN

Nova Plaza  
1238 Camp Jackson Rd.  
Cahokia, Ill.  
(618) 332-1818



FULL LINE OF PET SUPPLIES  
FAMILY OWNED & OPERATED  
COME VISIT US

SMALL ANIMALS  
TERRARIUMS & PLANTS



If you haven't been to Beldt's in a while, you will be pleasantly surprised by the remodeling that is going on. A New rack of tanks has just been added; it houses south American cichlids. Four new 125 gal. tanks were placed in the middle of the store recently, containing four large oscars in one, large africans in two, and large south americans in the fourth.

The personnel are well-trained, and I believe that almost any question that you can come up with can be answered at Beldt's. (Please don't try to come up with an unanswerable question just to prove me wrong, or they might decide to string me up by my toes.) Seriously, though, any problem that even an experienced hobbyist might face could be dealt with thoroughly and solved at Beldt's.

Another fact I would like to draw to the reader's attention is Beldt's guarantee. Any fish (costing \$5 or less) is guaranteed for a 48 hour period. There are precious few fish stores in St. Louis that will give you any guarantee on live fish.

As you can see, I am hardly even half way finished reviewing Beldt's. But because of limited time and space, I will finish the article next issue. I have a few more things to say about the retail store, and then I shall proceed to the whole sale operation.

---

#### WELCOME NEW MEMBERS

Mr. Wilbur R. Fike, Jr.  
303 Troy Road RR #1  
Collinsville, Illinois 62234  
1-618-345-9639

Mr. Martin K. Wittmus  
605 Riverside Drive  
St. Charles, Missouri 63101  
447-7822

Mr. Don Epple  
5112 Faber  
Affton, Missouri  
351-6337

Ms. Jane M. Wright  
Mr. Craig W. Williamson  
8731 Manchester Road  
Brentwood, Missouri 63144  
962-4035

Please help make our new members and guests welcome. Remember you were new once yourself.


---

#### THANK YOU TO OUR DONORS

The Missouri Aquarium Society, Inc. greatly appreciates the generosity of the following members and manufacturing firms for their donations in support of our society and its activities.

Beldt's  
Ralph Wilhelm  
Tetra Sales (U.S.A.)  
Bon Research  
Marineland Aquarium Products

Jungle  
Rich Crabtree  
Kordon  
Mardel Laboratories  
Peeskill Pet Supplies



This month, Just Down the Street visited Beldt's Aquarium, 7029 Howdershell. Telephone- 895-3350. Store Hours Mon-Fri. 9-9, Sat. 9-6, Sun. 1-6.

Beldt's is by far the largest tropical fish store in the St. Louis area, in fact, it may well be the largest in the whole of the Mid-west. Beldt's seems to be fairly well-known throughout the country. One person told me he had heard of Beldt's while living in Portland, Oregon. The reason that Beldt's is so well-known seems to be their wholesale trade with petstores in the Midwest, and farther.

Beldt's can easily be divided into two parts for this article. The first section to be dealt with is the retail store, and the second part is the wholesale department. Let me begin with the retail store, because it is the part most of us deal with.

The retail store alone is the largest retail fish store in St. Louis. The tanks range in size from 5 1/2 gals., to the huge one that is 1700 gals. In all, there are 213 tanks in the store, most of which are 20 gals or larger. In these tanks are a plethora of fish; a typed list would take pages. To give the reader an idea of the kinks of fish Beldt's has, I shall touch on the major groups.

They have many different color varieties of guppies, and many different kinds of moons, swords (some fine fancy swords), etc. Beldt's carries more different kinds of goldfish, in all sizes, to fit any budget. There are 24 kinds of angels (in stock), in three different sizes. For those of you who like South Americans, did you know that Beldt's carries 35 different kinds (also dwarfs)? This does not include the superb discus, of which there are six varieties, and of course each kind comes in many different sizes. The "rare and odd" category is extremely interesting, because Beldt's tries to keep in stock many kinds of fish that other pet stores rarely (if ever) have for sale. These include arowanas, Siamese tigers, dragon fish, fresh water stingrays, electric eels, electric cats, etc. I believe there are about 30 varieties in all. There are many kinds of killi fish in stock, and some are a little difficult to find. Of the fish, I saved the best to last--Africans. Beldt's has more Africans than anyone in this city. In fact, I don't know of a bigger retail supplier in the Midwest. Being an African aficionado, this, of course, pleases me to no end. There are SIXTY KINDS OF AFRICANS, most in three sizes. I am well aware of the fact that Beldts must make an active effort to get new species of africans as they are discovered.

Along with the fish, Beldt's carries many varieties of plants, feeder gold fish, and live glass worms. Also they have some gerbils, hansters, mice, and the supplies for the aforementioned.



WHAT TO DO  
WHEN YOUR

GIANT

HAS BAD BREATH

--Mancel C. Langin, NBAS

Smoking! That's my albatross--two large packs a day. The people at GASP have a special hate file just on me alone. While I don't smoke all of these cigarettes at home, when I am there I often eat fried foods and just can't avoid squirting aerosol cans around the place. The dust filter in my air conditioner looks like the interior of a factory vacuum cleaner. And, I guess we would all agree that the air around the Amazon River doesn't suffer markedly from any of these conditions.

The point is that the air in my apartment is anything but country sweet. Most of the impurities are unnatural--even though a burning weed isn't "that" unnatural.

But, even if they refuse to believe it, I really do sympathize with the people at GASP. I don't think anyone should force cigarette smoke on another living creature--not even a fish. (Got into that nicely, eh?!)

It seems especially cruel to force smoke and household vapours on the air-breathing fishes. But, I was running my whole electric eel setup from a Silent Giant and they are, of course, air breathers.

The Silent Giant pushes through a lot of air and one could assume that it also passes a fair amount of smoke and vapours. So, now I have the only electric eels in the whole world who can't kick the tobacco habit and I was the cause, but giving my Giant bad breath.

I recognized this problem a long time ago with my other fishes and rigged a fairly practical device to filter the air going through my Conde. But the eels were never hooked up to the Conde supply. And, while Condes are good pumps, they aren't as widely distributed as Silent Giants so I won't go into details on that filter.

Giants are a different matter. Nearly every serious aquarist has at least one, and I'll bet a lot of them have halitosis just as bad as mine does.

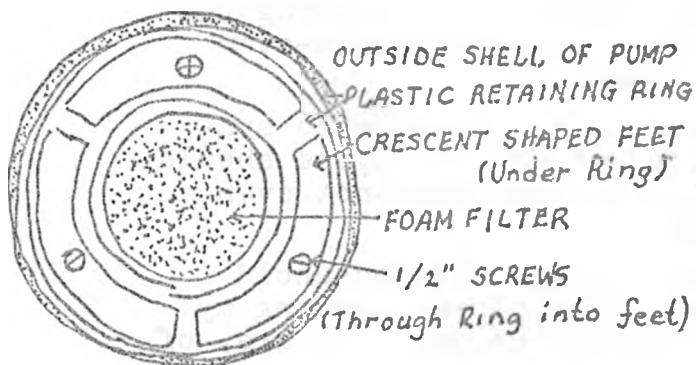
The cure? Give the Giant a gas mask. It's easy. All you need are three one-quart plastic ice cream containers, a board nail, a sharp knife, a pair of pliers, a hot plate (or stove burner), three 1/2" screws, some polyester fibre and some activated charcoal. (The plastic containers must be the 40 ounce Imperial quart size. I don't think they are used in the U.S. but there are quite likely some similar containers available.

Now, I've already dropped the hint; the gas mask or prefilter depends on activated charcoal for its cleaning action.

Charcoal is dusty and no one wants to draw that dust through their pump and into the airline valves. So, it is necessary to ensure that the manufacturer's foam filter pad remains on the pump. This will stop the charcoal dust.

The Giant's air intake is through the base and that is where the manufacturer's foam filter is located--encircled by the three crescent-shaped, spongy rubber feet. We need a way to fasten the foam filter to the pump. This can be done with a plastic retaining ring.

The retaining ring can be made by carefully cutting the very bottom off one of the plastic containers. Then just as carefully cut a 2 1/8th inch diameter circle out of the middle. Do not cut through the outside ring though--that's the piece you need. Discard the piece from the middle.



Align the retaining ring over the Giant's feet and use the three 1/2" screws to fasten it permanently to each of the feet. (See Figure 1) This is the most difficult part of the job but it can be done. The screws must be new and sharp in order to cut into the rubber feet without just compressing them. It's easiest to tap (screw) the screws into the feet first and then mark the holes after withdrawing them. Then align the retaining ring over the feet and mark the hole lo-

FIGURE 1

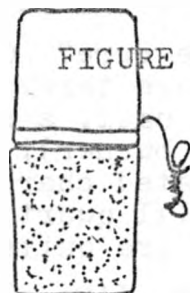
cations on it. Now, ream out the holes through the retaining ring with a knife point before inserting the screws. Carefully, turn the screws into the pretapped holes in the feet again. The retaining ring is now secured to the pump.

There might be a better and faster way of attaching this retaining ring. But, this method does very little visible damage to the new appearance of the pump and who knows--you may want to trade it someday so that you can get a new Giant.

There is sufficient room through the center cutout to permit easy access for removal, cleaning and replacement of the foam rubber filter. There should, of course, also be enough overlip of the inside diameter of the retaining ring to hold the filter in place securely.

Now, down to the actual prefilter construction. You will notice that the curved-under base of the Silent Giant fits quite snugly into the mouth of one of the plastic containers. That's the key to our success. (See figure 2)

You could make a similar prefilter using just one plastic container but I think it is safer to use two--one inside the other--to get extra support and rigidity. The Silent Giant might collapse a single container over a long period. The second container is worth the extra safely margin.



You will notice that when one container is placed inside the other, there is a space of about 1/2" between the bottoms. This space is supported by six little projecting ribs around the bottom of the outside container.

You have to make six holes through the outside container into this bottom space. Perhaps it would be best to mark them while the containers are together and put one in the middle of each of the spaces between the ribs. (see Figure 3)

The cleanest method of making the holes is to heat the boardnail, grasp it in the pliers, and just melt the holes where you have marked them. The nail needn't be very hot--in fact, if it's too hot, it's more problem because the plastic tends to overmelt and to string out as you withdraw the nail.

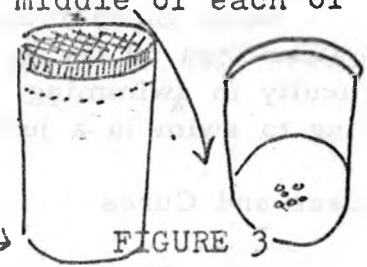


FIGURE 3

So, separate your containers and melt the first set of holes through the outside one. Then right through the bottom of the inside container, melt another six holes at random, but more or less in the central area.

That's all there is to the construction. All you do now is rejoin the containers. Then put about a one-half inch mat of polyester fibre over the bottom of the inside container and cover it with about two inches or reasonable dust-free charcoal. Try the charcoal so that there will be an even density throughout.

Finally, you set the Silent Giant (with the foam filter in place) into the top mount. You might say that it gets a giant step in stature--from about 5 1/2" to slightly more than 10 3/4". (see Figure 4) Looks rather like a bongo drum, doesn't it? Oh well, at least now, its breath is sweet.

CUTAWAY VIEW

GLASS WOOL PAD  
2" ACTIVATED CHARCOAL  
POLYESTER FIBRE PAD



FIGURE 4

The only remaining question is how often to change the charcoal. We need a method of monitoring its remaining effectiveness. One very simple method is to get someone from GASP to come in and smell the outlet air. I understand that they are real offended by even the most minor of odors. Seriously though, this is a problem and one for which I can't give a simple answer. I feel that the

charcoal should be changed one a month regardless.

The other method of checking, I hesitate to suggest because I despise that glass wool in any connection with aquariums. But, in this application it is relatively harmless. Put a loose pad of it, about 1/2" thick, on top of the charcoal each time you set up the filter. Use pure white, brand new glass wool (not polyester fibres). When this pad begins to show any signs of off-colour as compared against new glass wool, you can be sure that your charcoal has lost its effectiveness.

So, that's how to make your Silent Giant pump real sweet air while you stumble around GASPing. But, better do it now before metric conversion makes those plastic containers obsolete. That's yet another giant pain in the ---!

(Reprinted from Cat Calls, monthly publication of the New Brunswick Aquarium Society, Fredericton, N.B., Canada. March 1976)

## SWIM BLADDER SYNDROME

by Elvis and Marie Bryant

Swim Bladder Syndrome usually occurs in young betta fry when there are less than 50 fry in the spawn. Fry have the appearance of having great difficulty in swimming, curved at the spine, and they appear hopping or trying to swim in a jerky movement.

### Causes and Cures

Swim Bladder Syndrome was discovered by my wife some years ago. At first we were distressed by the obvious failure as betta breeders, but we started taking notes on spawns, size, feeding, and various other notes that we could write to help us in the future. In all our findings our conclusions are based as follows:

Swim Bladder Syndrome as we have named this malfunction is caused by the over feeding of freshly hatched brine shrimp. Hobbyists through-out the hobby have a tendency to over-feed their fish. In feeding new fry it is very difficult to determine how many babies you are feeding. Most feed a measured amount. They estimate the number of fry and feed accordingly. We could be feeding 500 when we only have 50, or 50 when we have 500.

The betta fry being the gluttons they are of course will eat day and night. Some hobbyists compound this by leaving a light on during the night until fry are 1 month old. But unless you know and recognize this condition you will no doubt think the worst. Swim Bladder Syndrome is not a disease only a condition. Don't panic, think about your feeding habits, and control your impulses.

In curing this symptom we merely reduce the amounts of live brine shrimp feedings and turn off the light at night so fry do not eat all night. We don't want to starve the fry, but we are merely reducing the amount of live brine shrimp fed to about 50%.

In 4 to 6 weeks fry will return to a normal swimming motion, without hopping and the curved spines will straighten out. Under these careful restrictions the swim bladder syndrome will completely disappear.

### In Conclusion

It has been our very guarded opinion that in force feeding of young fry their stomach cavity develops so greatly and it is expanded and kept at this expanded state for a long duration of time. Therefore, the swim bladder does not develop at the rate needed to keep the fry balanced, and both growing at the normal rate. The stomach pushing against the swim bladder thus causing this restriction of growth.

We hope that this article may help a fellow hobbyist.

## BEEF HEART

By Bill Malay

Here are two ways of preparing beef hear. The first method seems to me to be the best as it is cooked and uses the blood in solid form with the meat. Also it can be fed just as it is without rinsing it to remove the blood which, of course, would contaminate the tank.

The second method uses uncooked heart and is put into ice cube trays after being prepared and frozen for future use. This raw type, when used, should be melted before use and rinsed through a strainer into a bowl which catches the smaller particles. The larger heart which is left in the strainer can be fed to larger fish. The smaller pieces should be rinsed through a fine net to remove the blood and then can be fed to smaller fish or fry that are large enough to eat it.

To prepare the cooked heart: clean all the fat, skin and sinews from the heart and put it through a meat grinder using a medium size blade. Set your blender on number four and put in a cup of ground heart, 1 cup of water, 1 tablespoon of cooked spinach and a pinch of Agar Agar and a pinch of non-iodized salt. Let it run about one minute or until the chugging noise stops. (Agar Agar can be purchased at any health food store.)

Now, dump this into a cooking utensil. Finish the remainder of the heart and when you have it all ground, stir the mixture and put it into the oven. Cook at 250 degrees until it forms a solid mass on the inner part of the pot with the liquid all on the outer section.

After it is cooked and cooled, put it into a collander, letting the liquid drain out. All you will have left will be a mass of heart. This can then be put into ice cube trays and frozen or it can be put into plastic bags such as your dealer puts fish into, then flatten it out to about half an inch thick and freeze.

To feed this, it is ready without rinsing and can be scraped off from a cube or broken off. The unused portion should be replaced in the freezer.

(Reprinted from THE AQUARIAN published by The Tacoma Aquarium Society, April 1975 issue)

BUS. 638-8266  
RES. 752-2896



MICHAEL JINKERSON  
MEMBER OF  
GATEWAY GUPPY ASSOCIATES OF ST. LOUIS

MANAGER OF  
**Bayway Tropical Fish**  
9425 GRAVOIS AFFTON MO. 63123

EXPERT EXTERMINATION  
GUARANTEED SERVICE

TERMITE CONTROL

*Seng Service Exterminating Co.*  
2530 DRESDEN DR FLORISSANT, MO 63033

HOMER N TUTTLE, JR  
MEMBER  
NATIONAL PEST CONTROL ASSOCIATION  
PHONE 831 3415

SUPPORT

OUR

ADVERTISERS

CANDID COLOR PHOTOGRAPHY  
WEDDINGS — GROUPS — CHILDREN

*Arment*

649 MILLWOOD DR  
ST CHARLES, MO 63301

PHONE  
447-3418

THEY

SUPPORT

M.A.S.I.



HAGEMEIER  
PET SHOP INC.



509 S. Hanley Rd., Clayton, Mo.

FISH • PLANTS • SUPPLIES

AQUARIUMS • PUPPIES • KITTENS



BIRD AND CAT BOARDING



725-7757

# MEET ME IN ST. LOUIS



Sponsor: Missouri Aquarium Society, Inc.

FEATURING  
DR. HERBERT R. AXELROD

A Shower of Stars

Dr. Gene Lucas

Ron O'Brien

Pat Austin

Dr. Herbert R. Axelrod

Ed Gralewicz

Jack Connery

Jim Thale

Dr. Dave Koran

Homer Arment

Larry Arnold

Dr. James Thomerson

PLUS: ✓ Tour of Angelfish Hatchery

✓ Gala Dinner-Dance with live music

✓ Gigantic Auction

✓ MIBB MISSOURI-ILLINOIS  
BETTA BREEDERS  
BETTA SHOW

\* \* \* \* \*

FOR MORE

INFORMATION

CONTACT:

Tom Hopfinger  
9407 Tilles Dr.  
Brentwood, Mo.  
(314) 962-1505 63144







Beldt's Aquarium, Inc.  
1029 Howdershell  
Hazelwood, Mo.

1 mile west of Village Square

172 tanks from 5 to 1800 gals.  
backed by a hatchery of  
Over 2000 tanks & vats

If you don't see it, ask,  
we may have it in back.  
We import fish from  
Bangkok, Singapore, Hong Kong  
Africa & South America

Watch for our open house  
in August

|           |     |
|-----------|-----|
| Hours     |     |
| Mon - Fri | 9-9 |
| Sat.      | 9-6 |
| Sun.      | 1-6 |

Complete  
line of  
aquarium  
supplies

THE DARTER  
Missouri Aquarium Society  
9407 Tilles Drive  
Brentwood, Mo. 63144

Controlled Circulation  
postage paid at  
St. Louis, Missouri

Ralph Wilhelm  
4756 Milentz Ave.  
St. Louis, Mo. 63116