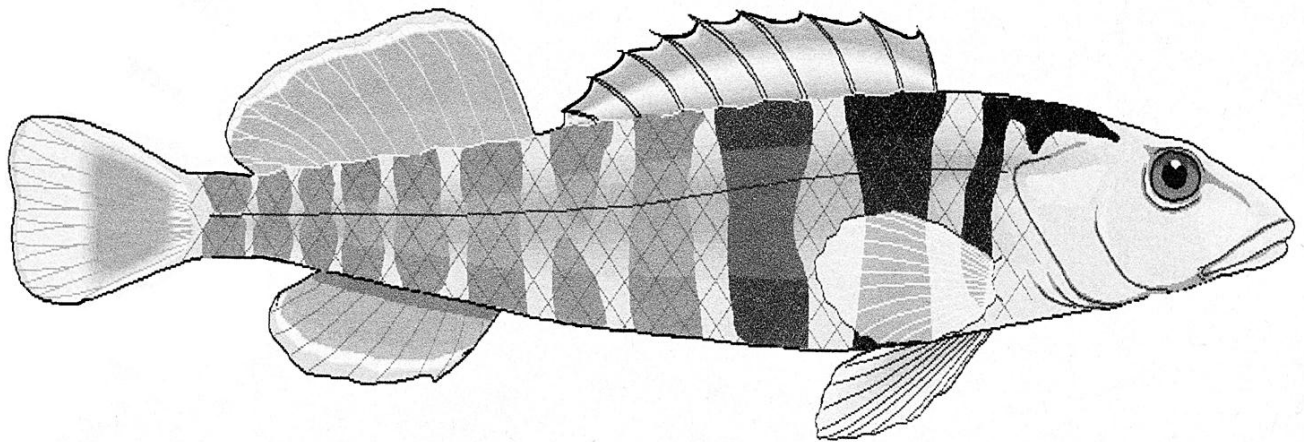


The Darter

May - June 2012



Missouri Aquarium Society, Inc
St. Louis, Missouri

2011-2012 MASI OFFICIALS

PRESIDENT:

Steve Edie
5 Green Ridge Ct.
St. Peters, MO 63376
636-922-4232
sredie@charter.net

VICE PRESIDENT:

Pat Tosie
1813 Locks Mill Dr
Fenton, MO 63026
314-616-4316
pattosie@yahoo.com

TREASURER:

Andy Walker
1037 Jackson St.
St. Charles, MO 63301
636-443-1440
awalker02@sbcglobal.net

SECRETARY:

Cory Koch
22 Briarcastle Ct.
O'Fallon, MO 63366
636-278-0736
sithlid@gmail.com

EXECUTIVE COUNCIL:

Kathy Daly	kmdaly@netzero.net	314-962-5260
Charles Harrison	csharrison@inkmaker.net	314-894-9761
Mike Hellweg	mhellweg511@charter.net	636-240-2443
Kathy Deutsch	kathy@skdeu.com	314-741-0474
John Van Asch	johnsfishy@att.net	618-277-6165
Mark Theby	markrehabber@yahoo.com	314-428-3536

COMMITTEES:

Advertising & Promotions	Mark Theby	314-428-3536
Auction Chairman	Marlon Felman	636-536-4809
Breeders' Award Program	Steve Edie	636-922-4232
Corresponding Secretary	Patrick A. Tosie, Sr.	314-616-4316
Editor	Steve Deutsch	314-741-0474
editor@missouriaquariumsociety.com	9 Old Jamestown Ct. Florissant, MO	63034
Exchange Editor	Steve Deutsch	314-741-0474
Fish Raising Contest	Bob Buckles	314-394-0587
Horticultural Award Program	Mike Hellweg	636-240-2443
Historian	Klaus Bertich	314-849-2164
Librarian	Dave Rush	314-291-8932
Membership	Ron Huck	314-481-2915
Monthly Bowl Show	Rose Sonderman	314-291-5881
Points Tabulator	Ed Millinger	573-883-9943
Postman	Patrick A. Tosie, Sr.	314-616-4316
Printer	Charles Harrison	314-894-9761
Publicity	Kurt Zahringer	573-289-7595
Refreshments	Laura and Dave Wagner	314-288-9121
Social Events Coordinator	Cory Koch	636-278-0736
Swap Meet	Derek Walker	636-461-2312
Webmaster	Charles Harrison	314-894-9761
Welcoming	Ron Huck	314-481-2915
Workshop Chairman	Angela Hellweg	636-240-2443

MASI 2011-2012 Officials		Page 2
Places to Be/Things to See		Page 4
From the Fish Room	Ed Millinger	Page 5
Horticultural Award Program	Mike Hellweg	Page 5
MASI Awards		Page 6
A Funny Thing Happened on the Way to the Bedroom	Jim Peterson, LIAS	Page 10
Salt is All You Need	Frank Cowherd, PVAS	Page 11
Editor's Notes	Steve Deutsch	Page 17
Breeder's Award Program	Steve Edie	Page 19
Club Hopping 2012	Steve Edie	Page 24
Computer Page	Steve Deutsch	Page 25
Member Classifieds		Page 26

MASI's official web page: www.missouriaquariumsociety.com

Join the all-new MASI FishHeads Forum. See web page for instructions.

EXCHANGE AND REPRINT POLICY

The Missouri Aquarium Society will exchange their publication, THE DARTER, with other aquarium societies. Failure to receive three consecutive issues of a society's publication will be considered as a termination of our exchange with that society, unless advised to the contrary.

Please send exchange publications to:

MASI Exchange
P.O. Box 1682
Maryland Heights, MO 63043-1682

PERMISSION TO REPRINT ANY ARTICLE APPEARING HEREIN IS EXPRESSLY LIMITED TO NON-PROFIT AND NOT-FOR-PROFIT AQUARIUM SOCIETIES ONLY.

Any article appearing herein may be reprinted in the publication of any non-profit or not-for-profit aquarium society. Proper credit must be given to the author and two copies of any publication in which a reprinted article appears must be sent to the exchange address above.

THE DARTER (ISSN 0192-78333) is published bi-monthly by the Missouri Aquarium Society, Inc., 1813 Locks Mill Drive, Fenton, MO 63026-2662. Periodicals Postage Rates paid at Fenton, MO. This publication is free to members of the Missouri Aquarium Society, Inc. and other qualified requesters as determined by the publisher. Subscription requests can be sent to: Missouri Aquarium Society, Inc., 1813 Locks Mill Drive, Fenton, MO 63026-2662.

POSTMASTER: Please send all address changes to Missouri Aquarium Society, Inc., P.O. Box 1682 Maryland Heights, MO 63043-1682. Please allow 6-8 weeks for change of address. Include your old address as well as new - enclosing, if possible, an address label from a recent issue.

Opinions expressed by the contributors are their own and do not necessarily reflect the opinions of the Missouri Aquarium Society, Incorporated.

This Darter has been printed with remanufactured toner cartridges from InkForYourPrinter.com

Places to Be / Things to See

THURSDAY May 17, 2012

General Meeting, 7:30 PM @ Dorsett Village Baptist Church

SATURDAY June 2, 2012

Executive Council, 7:30 PM, Hosted by John Van Asch

THURSDAY June 21, 2012

General Meeting, 7:30 PM @ Dorsett Village Baptist Church

THURSDAY July 19, 2012

General Meeting, 7:30 PM @ Dorsett Village Baptist Church

SUNDAY August 12, 2012

Auction, Gardenville Masonic Hall

THURSDAY August 16, 2012

General Meeting, 7:30 PM @ Dorsett Village Baptist Church


THURSDAY September 20, 2012

General Meeting, 7:30 PM @ Dorsett Village Baptist Church

SATURDAY October 6, 2012

Swap Meet, Gardenville Masonic Hall

Membership



Yearly membership in the Missouri Aquarium Society, Inc. is \$20 per calendar year. Membership includes the Darter subscription for the year, which is currently 6 issues. New memberships and renewals can be submitted at club functions such as meetings and auctions, or by contacting Ron Huck, our membership chair.

From The Fish Room

By Ed Millinger

Kensfish.com is now selling frozen black worms, that's right, not blood worms but black worms..... Marlon Felman (auction chair) and everyone who makes our auctions such a success had to be impressed with the turnout at the February auction. As a point of reference our Feb. auction at one time was the banquet auction. Every item in the auction sold went to cover the cost of the banquet at the annual show. Because of this everyone didn't bring their best fish. Since we discontinued the banquet auction and made it a regular auction the money brought in has greatly increased.....Also at the auction there was a bidder who when bidding said yuuup, if you watch Storage Wars you recognize this as Dave Hester's signature way of bidding....I know this sounds strange but a friend of mine who has a pond found an interesting place to purchase koi. His son told him about a Korean fish market on Olive off of I-170 (the inner belt). While looking around he noticed they were selling live koi, he figured out it was cheaper to purchase them here than at some pet shops. He said most of them were a little rough looking but he was able to find a nice one. His next problem was communicating with non English speaking workers and explaining that he wanted to buy the fish and keep it alive. Normally people buy them and then they get clubbed and wrapped in paper to be taken home and eaten. They found a garbage bag and he was able to get his koi home alive.....From the MASI way back machine we go to the Sep./Oct. 1987 issue where president John Van Asch announced the 1988 American Cichlid Convention would be coming to St. Louis. There were articles from the late Albert Storms III and Fred Cotterell and Pat Chevalo. Ads in this issue included some from Tanks For Your Business, Fantastic earthworm flakes, K&K Aquariums, Arnold Pet Palace, D&E Tropicals, and The Guilded Guppy (two stores). Thanks for reading and have a fishtastic day.

HAP Report March – April 2012

Mike Hellweg

Member	Species	Common	Rep	Pts	Total
Charles Hoppe	Anubias barteri coffeefolia	Coffee Leaf Anubias	V	15	65
Charles Hoppe	Anubias barteri nana	Dwarf Anubias	V	15	80
Charles Hoppe	Anubias barteri coffeefolia	Coffee Leaf Anubias	IB	15	95
Charles Hoppe	Ceratophyllum demersum	Hornwort	V	5	100
Charles Hoppe	Hygrophila difformis	Water Wisteria	V	5	105
Kurt Zahringer	Echinodoras sp. Ozelot	Ozelot Sword	V	15	65
Kurt Zahringer	Echinodoras sp. Ozelot	Ozelot Sword	IB	20	85

Reproduction Key: V = Vegetative, OB = Outdoor Bloom, IB = Indoor Bloom, S = Seedling

* = MASI First

MASI Awards

Horticultural Award Program

General Aquatic Horticulturist - Kurt Zahringer

Grand Master Aquatic Horticulturist - John Van Asch

2011 Green Thumb Award For the most Aquatic Plant Propagations - Mike Hellweg

Breeder's Award Program

General Breeder 50 Points - Nick Scarlatis

Senior Breeder 200 Points - Jack Heller

Master Breeder 300 Points - Kurt Zahringer

Senior Grand Master Breeder 1500 Points - Pat Tosie

Supreme Grand Master Breeder 2000 Points - Cory Koch, Pat Tosie, Derek Walker

Ultimate Grand Master Breeder 2500 Points - Jim Miller

Loftiest Grand Master Breeder - 4500 Points - Mike Hellweg

2011 Breeder of the Year Award For the most spawns – 31 - Cory Koch

Award for 300 Species Spawned – Mike Hellweg

CARES Breeder's Award Program

2011 Breeder of the Year Award For the most spawns – 16 - Derek Walker

Society Service Awards

2011 Hobbyist of the Year - Pat Tosie

2011 Novice of the Year - Rose Sonderman

Bowl Show Champion

2011 Hobbyist Champion - Jim Miller

Ralph Wilhelm Memorial Writers Award 2011

For: Fish Tales: *The Mosquitofish worth their weight in Gold...*

Or put the @\$%^& fish in the @\$%^&* pond!*

Tony McMillan

2011 Fish Raising Contest - Harold Walker

MEMBER OF THE YEAR 2011 - Pat Tosie



Member of the Year – Pat Tosie



Ralph Wilhelm Writer's Award – Tony McMillan



Grand Master Aquatic Horticulturalist – John Van Asch



Ultimate Grand Master Breeder – Jim Miller



300 Species Bred – Mike Hellweg



Loftiest Grand Master Breeder – Mike Hellweg

A Funny Thing Happened on the Way to the Bedroom

by Jim Peterson

Reprinted from the January 2012 Paradise Press of the Long Island Aquarium Society

Since it was after midnight and all the animals, including the fish, guinea pigs, the dog, birds, rabbits, pigeons, and the goat had been fed, I began turning off the television and all the aquarium lights. As I turned off the last bank of fish tank lights, I took a step and heard a loud “bang” sound and then a high fast flipping noise, followed by a low flopping noise; not a good combination of sounds to a hobbyist. I yelled for Margaret to come into the den with a big flashlight as I quickly determined that one of the fish had jumped out of the tank.

While my wife was en route with the flashlight, I dropped to my knees to look on the floor behind the tank to see what could be done. Margaret joined me on the floor and we found ourselves face to face with our German Shepherd, Xena, who thought we must be down on the floor to play with her. How good could this get for her! Now our next step was to get her 85lb. body out of our way. Xena was soon banished to our bedroom and crying because she was removed from the fun we were having. We can now continue without her help.

In case anybody doesn't know, over my 125 gallon tank, I built a wood stand that now holds nine 71/2 & 51/2 galloon tanks that I breed my guppies in. I did this so that I would not have to crawl on my old knees down by the bottom part of the stand to see and admire these fish. Unfortunately, in my attempt to make the stand sturdy, I added a cross beam under the bottom shelf. This very same support beam blocks my view when trying to see underneath this stand. My wife says that I set up tanks in any spot that will hold them. She is partially right. Next I took the spotlight and went alongside the folding table that hold my koi and goldfish and marlieri tanks and located the fish lying on the rug between the tank and the baseboard. It's one of my frontosa! I should not try to breed frontosa because I have had calamitous situations occur when they get old enough to do so. The first occurrence was when we had a popcorn ceiling installed and either the vapors or the crumbles wiped out the whole tank of seven frontosa.

I bought more at Christmas for Margaret. I bought eleven of them to be exact and at \$35. each. They had babies and did well until one day I smelled something horrible and apparently one had died in the 180 gallon tank that was their home. It was very hard to find the one that died as there were many hiding places that these frontosa had created within this tank. After removing the first dead body I discovered several others as the first one that died had fouled the water since I did not know a rather large fish had died and was rotting in that tank. Only three survived this disaster and one was barely hanging on. I did a massive water change and the fish that was struggling died while I was changing the water. I ended up with the two largest of the frontosas, both of them being the male.

I decided to buy some large females and while I was preparing for their entrance into this tank and the bags containing the females were floating in the 180 gallon tank, the two males killed the females still in the bags! I have since bought others and have them in two other locations until I can switch things around and get my two males and their surviving baby to cohabitate and breed.

It was one of the newer frontosa that managed to squeeze between the filter and the narrow slit in front of the glass top on the 125 gallon aquarium set-up. That was the “bang” that I heard and the flipping noise as it flittered across the filter stream only to swim off the filter and onto the floor. I grabbed my biggest net and showed Margaret where the fish was so she could direct me as I reached over the top of the tanks I installed on the bottom shelf- (Of course those tanks were not empty...) My first attempt at scooping the fish into the net put it halfway under the baseboard. I grabbed a smaller net and slid it out from under the baseboard towards the big net. My second sweep succeeded in getting the fish into the big net. I was so relieved. I squeezed out from between the tanks, my neck throbbing from the awkward angle I put it in to fit. I then lifted the net very carefully, only to find no fish in it! I didn't

even feel the fish jump while paying attention to my own extrication. I looked down and see the fish lying on top of the light of the 15 gallon tank. I push it back into the big net, lift gently, and the fish is back on the , this time on the rug in front of the tanks. It seems that the whole seam on the big net came apart, perhaps unraveling when I caught it on something. I scooped the fish into the other side of the net and lifted her, a bit dusty, back into her watery home.

I laughed after it was all over. I was supposed to put the grandchildren's toys under that table so that we could move the houseplants by the window and make room for the Christmas tree. Once again, procrastination pays. I would have had to move them out for the tree and back again. The frontosa lived; my luck with them is starting to change. I'm glad because my wife bought me some large female frontosa for Christmas that is due to arrive soon.

Tips For Your Fish Room #8

Salt Is All You Need!

Sterilize Your Aquarium and Aquarium-Related Items

By Frank Cowherd, April 22, 2011

Reprinted from the Summer 2011 Delta Tale of the Potomac Valley Aquarium Society

All hobbyists who have multiple tanks think about how to prevent the spread of diseases, parasites and other undesirables (like snails and hydra) from one tank to another by nets, algae scrapers, and even filters.

In public aquariums they solve this dilemma by having a set of siphon tubes, nets, algae pads and scrapers for each aquarium. There is no sharing of equipment between tanks. I find this a bit expensive and, besides, I do not have the room for that many duplicate things in my fish room. What we need is a solution we can dip or rinse our aquarium or related equipment in and know it has effectively destroyed any organism we would not want transferred to the next aquarium.

You can kill disease organisms with bleach, alcohol or a variety of commercial products. With care you could even use detergents. I have actually used the clothes washer to clean a bunch of dirty sponge filters (10 in one wash) with laundry detergent. They came out clean, and after two rinses, I had no problem when using them in aquariums with fish and plants. But, it was initially a worry that there could be residual detergent in the sponges.

Bleach is easy to use, but you do need to use gloves or your hands will smell like bleach for a day or longer. Bleach is more effective at higher concentrations but higher concentrations are harder to handle. At moderate concentrations it does not easily kill snails, and for other organisms it needs contact for at least a few minutes to be effective. Residual bleach is a concern that is usually addressed with extra rinses followed by the use of a chlorine-removing agent, like Prime, Amquel, or sodium hyposulfite. Also, you do not want to breathe the gases coming off of bleach for very long. But, with the right concentration and the right time of contact bleach is useful. At low concentrations and short contact time procedures are know for treating plants and fish eggs with bleach to remove undesirable organisms.

Sodium chloride is common salt. It has many advantages over all of the other sanitizers/sterilizers. Really, salt is all you need in the fish room for disinfecting equipment. At low levels it is non-toxic to fish and plants and even has some beneficial effects like helping to prevent velvet outbreaks and promoting the slime coat on fish. At high concentrations it kills snails, leaches (like

those that come in with black worms), planaria, hydra, all types of external fish parasites, and all types of bacteria. It also kills residual algae on equipment at high concentrations.

Salt can be used effectively both in its granular form and in solution. In the granular form it can serve as a scouring agent to help remove algae from surfaces before filling the tank back up again. Other than that use, I prefer using salt made into a water solution.

You can buy salt packaged in a number of different ways to make the solution. Kosher salt and non-iodized table salt can be bought in small sizes but is a bit more expensive than others. Ice melting salt is cheap but often contains black solids that look ugly but cause no problems. I like the salt used for water softening. It comes as rock salt or pellets in 40 to 50 pound sacks and is \$5 to \$7 per bag. See Figure 1.



Figure 1 Commercially available rock salt in a 40-pound bag



Figure 2 Undissolved salt indicates the solution is saturated.

Adding salt to water until no more salt will go into solution forms a saturated salt solution (SSS). I start by adding at least 1200 grams of salt (4 cups is about right) to a gallon jug and then fill the jug with water. Hot water will speed the dissolution process. Stir well and then let set an hour or overnight, and then stir again. If cold water is used, it may take a day or more to prepare a fully saturated solution. There must be some undissolved salt on the bottom of the container, meaning that all the salt that will dissolve in the water has been dissolved, and no more will go into solution. Basically that is the definition of a SSS. See Figure 2. Since there is little difference in the amount of salt that will dissolve in hot or cold water, I make the assumption that there is 27-weight % salt contained in the SSS. The gallon of SSS will therefore contain 1244 grams of salt and 3361 grams of water for a total of 4605 grams. A one-cup portion (240 milliliters) of this solution contains 78 grams of salt. This SSS can be used in a variety of ways to disinfect or sterilize while cleaning your aquarium and related equipment.

If you are in a hurry, the salt solution you get by mixing 4 cups of salt with enough water to fill a gallon jug will contain enough salt after 15 minutes of mixing to effectively kill any organisms it comes in contact with. But if you plan to also use it to prepare any of the other solutions mentioned below, you need the SSS. That solution may take a day to form even with occasional stirring.

TABLE 1
WEIGHT PERCENT SALT IN VARIOUS SOLUTIONS

SOLUTION	WT% SALT	SPECIFIC GRAVITY	NOTES
LOW TONIC LEVEL 1 TSP/GALLON	0.13%	~ 1.0013	USED TO PREVENT VELVET PARTICULARLY IN KILLIES or FOR FRY OF MOST FISH
HIGH TONIC LEVEL 3TSP/GALLON	0.39%	~1.0039	MAX MEDICINAL DOSE FOR FRESH WATER FISH
SEAWATER	3.5%	1.0250	NORMAL FOR MID OCEAN
ARTIFICIAL SEAWATER	3.1%	1.0210	MARINE AQUARIUM EASIER TO MAINTAIN AT THIS % SALT
BRINE SHRIMP HATCHING SOLUTION	2.5%	1.0190	BBS HATCH QUICKER AT THIS LOW % SALT
BRINE SHRIMP RAISING SOLUTION	4.0%	1.0286	MAX RANGE FOR RAISING BRINE SHRIMP

The basic thing to note in the above Table 1 is that a SSS contains greater than 7 times more salt than seawater. No animal or plant is going to live in this solution. Even if you are in a rush and only mix for a few minutes, the solution made by contacting 4 cups of salt with water as described will contain enough salt to disinfect your aquarium equipment. You can even disinfect your hands in it.

First, the SSS can be used straight. Once your aquarium is empty, simply pour in a quart or two of the SSS into the tank. Then using a scrubby pad or even a washcloth, rub down all surfaces of the tank. The SSS will kill any organisms it comes in contact with, even in the crevasse between the glass and silicone sealant, or under the plastic rim. It effectively kills these organisms in a matter of a minute or less. So by the time you have completed scrubbing down all the insides of the tank, and maybe some of the outside, you are ready to drain out the SSS and rinse. A single rinse is sufficient. In fact, just draining can be sufficient since the little bit of salt left will be diluted when you fill the tank and can be beneficial. If you ever have to clean and disinfect a very large aquarium, like a 200 -gallon tank, using a SSS is the way to go. A SSS is nontoxic to you and any residual salt when you are finished does not have to be removed. It can simply be diluted with the water you use to refill the tank.

The recovered SSS from the tank cleaning can be used again and again unless it becomes too diluted with water. It will still be effective even when diluted with an equal volume of water. I run the solution through a fine net to remove snail eggs, snails, and other dead organisms prior to reuse. I am not positive that a SSS will kill snail kill them.

A SSS offers a great way to sanitize gravel. Drain the gravel as much as possible and then add enough SSS to cover it. Then stir the gravel for a few minutes to make sure the salt comes in contact with each piece of gravel. This offers a way to make sure the gravel from a diseased tank is not used in setting up a tank. Drain out the salt solution and rinse the gravel, if you want, prior to use. Untreated gravel from a healthy tank can be used to reactivate the bioactivity in a newly set up tank.

If you use an algae pad or scraper in more than one tank, you may be transferring diseases and/or undesirable organisms from one tank to another. Between uses if the pad or scraper is submerged in a SSS for a minute or two, it will be clean of disease, snails, etc. and safe for use in the next tank. If the next tank is one that can handle the extra salt there is no need to rinse the pad or scraper. If the tank's occupants are sensitive to salt, a rinse in tap water should be sufficient.

Nets can be stored in a container of a SSS to disinfect them. But, note that salt crystals formed during drying can destroy nets that are not rinsed before drying. So rinse the net in fresh water before drying or just leave the net in the solution until the next use. A dip of the net in the SSS between uses for a minute is also effective.

A SSS can be used to sterilize spawning mops, spawning cones and slates just before use. This makes sure that the spawning site is not going to provide bacterial that might destroy the eggs.

A SSS can be diluted to make the salt solution used to hatch baby brine shrimp. To make a liter of this 2.5% salt solution, dilute 94 grams (79 mL)(1/3rd cup) of the SSS with 921 mL (3.8 cups) of water. To make a gallon of this 2.5% salt solution, dilute 362 grams (302mL) (~1.25 cups) of the SSS with 3538 mL (14.75 cups) of water. To verify that the solution is made properly, use a refractometer or other aquarium specific gravity instrument to confirm the specific gravity is close to that wanted, as given in TABLE 1. The reason this lower salt solution causes brine shrimp eggs to hatch quickly is because more water goes into the egg osmotically causing the membrane to burst quicker than it would at higher salt concentrations.

A SSS can be used to dose salt to an aquarium to help promote fish health or to treat some fish diseases. Adding solid salt to the aquarium is not a good thing since the solid goes to the bottom and can take a while to dissolve. The high concentration of salt at the bottom around the undissolved salt can kill any fish or plant that stays in it too long. The correct way to add salt to an aquarium is to add salt as a solution. A SSS is great for this purpose, and because it is a concentrated form of salt, it makes it quick and easy to dose small or large aquariums. The normal dosage is one teaspoon of salt per gallon on the first day. The same amount can be dosed on the second day and then the third day also, if no improvement in the fish is noted. No more than three doses should be used. After a week, do a water change and replace the lost salt if the treatment needs to be continued. For instance, salt treatment for ich or velvet needs to be continued for at least two weeks since the cyst form of ich and ich on the fish cannot be killed by salt. Only the free-swimming form of ich that hatch from the cyst can be killed by salt or any other ich cure.

To dose a 10-gallon aquarium with a therapeutic amount of salt (5 grams or one teaspoon per gallon), first subtract the volume that objects such as sand and ornaments, like driftwood, take up in the aquarium. A typical 10-gallon aquarium will only hold about 8 or 9 gallons of water if it has gravel and is not filled to the top. If it is a bare bottom tank filled to the brim, it probably does contain 10 gallons of water. Assuming there are 10 gallons of water in the tank, add 185 grams (154 mL) (~3/4th cup) of the SSS to the aquarium. This amount should be added slowly (over 15 to 20 seconds) to the most turbulent area of the tank, either to the flow returning from the filter or where there are bubbles rising from a sponge filter or air stone. Extrapolation for dosing larger aquariums is straightforward.

One other use of a salt solution is its use to remove external parasites from fish or to treat fin rot or ich or any external injury on a fish. Note that this also gets rid of parasites on the fish's gills. The solution you should use is equivalent to artificial seawater, or 3.1% salt. If you have a marine aquarium, just use some of that liquid as described below. To prepare one liter of a similar 3.1% salt solution, mix 117 g (98 mL) (0.4 cup) of the SSS with 902 mL of water. Since the salt concentration is not that critical for removing external parasites, the brine shrimp hatching solution can also be used equally as well. This seawater-like solution is then used as a dip. But before you start, prepare the container where you will put the fish once it has been treated. The fish is caught in a net and dipped in the solution for 30 seconds to 10 minutes or more, depending on the size of the fish. The smaller the fish the shorter the time used for the dip should be. Be prepared to net the fish so it can be removed from the dip solution quickly.

Leaving the fish in the net while dipping can result in the parasites being caught in the net. Fish will struggle trying to swim normally in this seawater. If they do not swim, they will float. Once they stop struggling or the time has lapsed, they should immediately be placed in a container of their normal water. They should not be placed back in the aquarium from which they came if you think there are free-swimming parasites still present in that tank. Since this treatment is time sensitive and if too long, can have a knockout effect on the fish, it may take several minutes for the fish to recover. This procedure is one of the procedures used by public aquariums as part of their quarantine for new fishes since it is so effective at removing parasites. Experience with this method is needed to predict the effective dip times without making it too long. Death of the fish can occur with too long a dip. Until you have that experience, shorter times are better than longer times. Angelfish and characins, for instance, appear to be more sensitive to the salt concentration of seawater. For these fish a more dilute salt solution can be used to rid the fish of external parasites or help heal a wound. A solution made by diluting any of the above mentioned solutions with an equal volume of water should be a good place to start. Fry and young fish should not be dipped.

If you overdo the time you use when you dip a fish in the brine, it may appear dead, but leave it in fresh water for at least 15 minutes to allow it time to revive. They often do. Use water in the revival container that is at the right temperature and other water conditions for the fish. Keep notes so the next time you do not use too long a dip time.

Interestingly, if you want to see firsthand what many fish parasites look like, you can actually collect them in the following manner. Purchase either feeder goldfish or minnows used for bait. A dozen of either or both should be sufficient. Prepare at least a quart of the seawater-like concentration of the salt solution as described above and place the solution in a container with a clear bottom. Place the goldfish or minnow one at a time in the solution without the net around them so the dead parasites will fall to the bottom. When the fish has been in the solution for about 10 seconds, net the fish out and put in a separate tank containing clean fresh water. After all the fish have been dipped, take a close look at the bottom of the treatment container. You should find a number of different fish parasites dead on the bottom. They can be picked out and viewed under a microscope if desired. Minnows and goldfish from different sources may have different parasites. The reason these fish have so many parasites is that they are raised outdoors in ponds and are therefore exposed to them continuously.

For those who want to know how the SSS can kill these organisms, the answer is dehydration. The high salt content in the SSS compared to the salt content inside the organism causes the water inside the organism to migrate out of the organism because of osmotic pressure. The tougher skin on the fish allows them to survive the treatment for a much longer time than the much smaller undesired organisms. Interestingly if you have parasites on marine fishes, a dip of the marine fish into fresh water kills the parasite because the water osmotically enters the organism and causes their cells to rupture. The fish survive because it has a much tougher skin and is a much larger organism.

A SSS should be found in every fish room for all of the above reasons. A SSS is cheap and easy to make, and by using it, you will be a more successful aquarist.



2012



MASI SWAP MEET

\$20 TABLES

SATURDAY

**\$2
ADMISSION**

DATE: OCTOBER 6, 2012

TIME: 11AM TO 3:00 PM

PLACE : GARDENVILLE

MASONIC HALL

**\$5
EARLYBIRD**

8230 GRAVOIS ROAD

AFFTON, MO 63123

[HTTP://WWW.MISSOURIAQUARIUMSOCIETY.COM](http://www.missouriaquariumsociety.com)

Contact Derek Walker JAMDWALK@MSN.COM



An expanded line of MASI Logo merchandise is now available from Café Press. Derek Walker has picked up management of the site and added many new items. Pick from T-shirts, jerseys, caps, tote bags, coffee cups, and more.

Go to www.cafepress.com/MissouriAquariumSociety to view and order the merchandise.

Editor's Notes

Steve Deutsch

First off, there have been some changes to the club officers since the covers went to print. In order to have the Darter ready by the meeting to collate, Charles needs a couple of weeks, although I don't always give him that and he has come through for us anyway. Sometimes I am too busy, so I give him the covers and part of the Darter on time, while I am still working on the other pages. This happened this month, so the covers have the officers and committee chairs before the council meeting on May 5, but since I am tardy with the rest of the issue, there is time to add the changes that took effect after the workshop.

The first event was Andy Walker getting a good job opportunity that precluded having time to continue as treasurer. That is a loss to the club, as Andy has done an excellent job. Marlon Felman has stepped in to fill the remainder of Andy's elected term, but was not able to do that as well as his position as Auction Chairman, so he resigned as Auction Chairman to accept the appointment as treasurer. Mike Hellweg has accepted the appointment as Auction Chairman, taking over from Marlon. The next Darter will have an updated page, including the results of the June elections.

While we are talking about changes to the various positions, I have recently realized I have been Editor for 8 and a half years now, after taking over from Pat. I have been telling council for awhile that I would be glad to let someone else take over if there is an interested and capable person. I have decided that while I will step aside at any time the president has a replacement, in any event I will be giving up the Editor position no later than the end of 2013, after 10 years in the position. That is enough time for the same set of habits and ideas, and a fresh view is in order. The editor position is appointed by the president, so after the elections if you are interested you can discuss your interest with the next president, or talk to me if you want to know more about what I do.

As many of you are aware, we have had a writing contest sponsored by Ralph Wilhelm through his will. This year's winner was Tony McMillan for the most recent of his Fish Tales. Congratulations to Tony! Previous winners are Lawrence Kent, 2006; Steve Edie, 2007; Steve Edie, 2008; Lawrence Kent, 2009; Tomy McMillan, 2010; and Kurt Zahringer, 2011. All original articles one page or longer are submitted for judging, so you still have plenty of time to write the 2012 winner. We are a bit thin on original content so far this year, so this would be a good time to write the article you have been thinking about. Meanwhile, in my other role as exchange editor I have tried to find worthy content for the pages left after the members articles are included.

Deadlines for articles for the rest of the year are June 15th, August 15th, and October 15th/



The Missouri Aquarium Society, Inc. is proud to announce that we will be hosting the **Aquatic Gardeners Association 2012 Convention** right here in St. Louis on November 1 - 4, 2012, at the Crowne Plaza Hotel St. Louis Airport.

We have a spectacular line-up of workshops, events and speakers dedicated to planted tanks!

Keynote Speaker:

- Prof. Niels Jacobsen of the University of Copenhagen in Denmark, eminent authority on *Cryptocoryne* species.

Also Featuring:

- Kris Weinhold "Beginners Aquascaping, and Tips & Tricks"
- Brandon McLane of Florida Aquatic Nurseries "Propagating Aquatic Plants"
- Tom Barr "Fertilization & Plant Nutrition"
- Cavan Allen "Identifying and Collecting Native Plants"

PLUS!

Live Nano Aquascaping Workshop

Photo Contest - "Planted Tanks, Plants and Blooms"

Thursday Field Trip to the St. Louis Zoo and Art Museum

Wine-and-cheese reception at Jerry Jost's business, Jost Chemical

Friday Field Trip to the Missouri Botanical Garden

Saturday night banquet featuring Niels Jacobsen speaking on his "Wanderings in the Great Forests of southeast Asia," and the 2012 AGA Aquascaping Contest Winners!

Sunday All-Day Plant (and other stuff) Auction -- biggest plant auction in the US!

Also vendors, raffles, t-shirts, etc. Follow us on Facebook or Twitter @AGA2012STL

For more information, visit www.aquatic-gardeners.org

BAP Report

Steve Edie

Member	Species	Common	Pts	Total
<u>Mar 2012</u>				
Charles Harrison	<i>Limia</i> sp. "Tiger"	Tiger Limia	5	2470
Charles Harrison	<i>Xenotoca eiseni</i> #@	Red Tail Goodeid	15	2485
Jack Heller	<i>Macropodus opercularis</i>	Red Tail Paradisefish	5	225
Mike Hellweg	<i>Julidochromis transcriptus</i> "Bemba" *		15	4854
Mike Hellweg	<i>Moenkhausia</i> sp. "Aparicio" *	Aparicio Blue Tetra	20	4874
Mike Hellweg	<i>Neolamprologus falcicula</i> sp. "Sibwesa White Tip"		10	4884
Jerry Jost	<i>Hemigrammus ocellifer</i>	Head & Tail Light Tetra	15	1465
Jim Miller	<i>Geophagus steindachneri</i> #		0	2739
Jim Miller	<i>Melanotaenia parva</i>		10	2749
Ed Millinger	<i>Guianacara</i> sp. "Rio Caroni" **		20	630
John Stollhans	<i>Xenotoca variata</i> "Jesus Maria"		15	190
Kurt Zahringer	<i>Xiphophorus</i> sp. "Domestic Swordtail"	Albino Swordtail	5	445
<u>Apr 2012</u>				
Mike Hellweg	<i>Ancistrus</i> sp. <i>affinis cirrhosus</i>	Albino Bristlenose	10	4894
Mike Hellweg	<i>Betta macrostoma</i> *@	Brunei Beauty	45	4939
Mike Hellweg	<i>Phallichthys fairweatheri</i>	Banded Merry Widow	5	4944
Mike Hellweg	<i>Phallichthys quadripunctatus</i> "Punta Pena" @		10	4954
Charles Hoppe	<i>Poecilia wingei</i> #	Endler's Livebearer	0	117
Jerry Jost	<i>Hyphessobrycon anisitsi</i>	Buenos Aires Tetra	15	1480
Jerry Jost	<i>Nothobranchius rosenstocki</i>		15	1495
Jerry Jost	<i>Zoogoneticus tequila</i> @	Crescent Goodeid	30	1525
Cory Koch	<i>Benitochromis nigrodorsalis</i> "Moliwe" #@		15	2242
Cory Koch	<i>Ophthalmotilapia ventralis</i> "Orange Cap Kambwimba" *		20	2262

Cory Koch	<i>Pundamilia nyererei</i> “Makobe Island” #@	10	2272
Nick Scarlatis	<i>Cyphotilapia gibberosa</i> “Mpimbwe” *	20	140
Nick Scarlatis	<i>Labidochromis caeruleus</i>	10	150
Nick Scarlatis	<i>Neolamprologus olivaceus</i>	10	160
Nick Scarlatis	<i>Neolamprologus similis</i>	10	170
Nick Scarlatis	<i>Xiphophorus helleri</i> “Rio Otapa”	5	175
Pat Tosie	<i>Girardinus microdactylus</i>	5	3925
Pat Tosie	<i>Hemichromis</i> sp. “Moanda”	10	3935
Pat Tosie	<i>Poecilia zonata</i>	5	3940
Pat Tosie	<i>Xiphophorus helleri</i> “Rio Otapa”	5	3945
Derek Walker	<i>Ameba splendens</i> “Rio Teuchitlan” #@	15	2404
Derek Walker	<i>Chapalichthys encaustus</i> “La Presa Orandino” *@	35	2439
Derek Walker	<i>Chapalichthys pardalis</i> @	30	2469
Derek Walker	<i>Ilyodon lennoni</i> “Rio Chacambero” #@	15	2484
Derek Walker	<i>Ilyodon whitei</i> “Rio Tamazulae, Jalisco” #@	15	2499
Derek Walker	<i>Limia</i> sp. “Tiger, Lake Miragoane” *	10	2509
Derek Walker	<i>Poecilia reticulata</i> ^ Double Sword Japanese Blue Guppy	1	2510
Derek Walker	<i>Skiffia multipunctata</i> “La Luz” #@	20	2530
Derek Walker	<i>Xenophorus captivus</i> “Santa Maria” @	30	2560
Derek Walker	<i>Xenotaenia resolanae</i> “Rio Resolana” @	30	2590
Derek Walker	<i>Xenotoca eiseni</i> “Rio Compostela” @	30	2620
Derek Walker	<i>Xenotoca variata</i> “Zacapu” #	0	2620

* = First MASI species spawn (5 point bonus)

** = First MASI species and genus spawn (10 point bonus)

*** = First MASI species, genus and family spawn (15 point bonus)

@ = C.A.R.E.S Species at Risk (Double base points)

= Species previously submitted = 0 points, except for C.A.R.E.S. = base point bonus

^ = Species previously submitted, limited points for additional color varieties

Sources:

Cal Academy - <http://research.calacademy.org>

CARES - <http://www.carespreservation.com>

Electronic Distribution Now Available

For those who prefer, the Darter is now available electronically, instead of the paper distribution. To change from paper to electronic distribution, email me at editor@msiouriaquariumsociety.com. You will get your Darter sooner and the club will save printing and postage.

Registration Form

Name: _____
 Street: _____
 City, State, Zip: _____
 Phone: _____
 Email: _____

Registration: (Price Per Person)

Convention Package:

Speakers, Dinner Friday,
 Lunch Saturday,
 Banquet Saturday Night,
 Pizza Sunday, \$150

(NOTE: Package goes up to \$160 after 10/4/12)

PVAS Membership, \$20

Friday Buffet Dinner, \$34

Saturday Lunch, \$28

Saturday Banquet, \$48

Sunday Pizza, \$12

Speakers Only, \$45

Tee-Shirts:

Medium, Large, XL: \$20

XXL to 6XL: \$25

Size and Quantity: _____

Field Trip: _____

TOTAL: _____

Make Checks Payable to: AACCC12

Mail to: PVAS, Inc.

PO Box 664, Merrifield, VA 22116

Questions? gardengirl7@aol.com

HOTEL INFORMATION

The Hyatt Hotel Dulles
 2300 Dulles Corner Blvd.

Herndon, Virginia
 (703) 713-1234

For Room Reservations Go To:

[https://resweb.passkey.com/go/
 CatfishConvDulles2012](https://resweb.passkey.com/go/CatfishConvDulles2012)



Suite Style Rooms! \$109 per night.



Spacious Break Out Areas



Classroom Set Up with Comfort Chairs



Bring 'Em
 Back Alive!

October 18-21, 2012
 Herndon, Virginia
www.catfishcon.com

EVENT SCHEDULE

Thursday, October 18, 2012

8:00 PM -- 10:00 PM, Registration
 8:00 PM - 10:00 PM, "Get to Know You" Social
 in the Hyatt Hotel Bar, near the Koi Pond

Friday, October, 19, 2012

9:00 AM -- Field Trips Depart
 5:00 PM -- Field Trips Return
 4:00PM - 8:00PM -- Registration Hours
 6:00 PM -- Buffet Dinner
 7:00 PM-- Speakers (TBA), Vendor Rooms
 Open

8:30 to Midnight: In-Room Shopping Spree and
 Social up on the Third Floor. Hospitality Suites
 will be Open!

Saturday, October 20, 2012

9:00AM -- Noon: Registration Desk Open
 10:00 AM: Speaker (TBA)
 11:30 AM: Speaker (TBA)
 12:30 PM: Lunch Break
 2:00 PM: Fish Show Closed for Judging
 2:30 PM: Speaker (TBA)
 4:00 PM: Speaker (TBA)
 5:30 PM: Speaker (TBA)
 7:00 PM: Cocktail Hour
 7:30 PM: Banquet Dinner, Fish Show Awards,
 Speaker: Heiko Bleher special presentation.
 10:00 PM: Hospitality, Fish Show Room Open
 for Viewing

Sunday, October 21, 2012

8:00 AM: All-Day Auction: Registration Begins
 10:00 AM: Auction Starts
 12:30 PM: Lunch at Auction
 (Fish Showroom Breakdown, Volunteers Always
 Welcome!)

SPEAKERS



**Ian Fuller with
 a New
 Presentation
 on Corydoras!**



**Heiko Bleher
 with Three
 Not-to-Be
 Missed Talks!**



**Hans-Georg
 Evers with
 Two Exciting
 New Talks!**



**Eric Bodrock on
 "Breeding and
 Feeding" once
 You Bring 'Em
 Back Alive!**



**And Mark
 Sabaj Perez**

OTHER EVENTS

FIELD TRIPS

SHOPPING SPREE ON THE
 THIRD FLOOR WITH
 HOSPITALITY SUITES!

VENDORS AND
 MANUFACTURERES DISPLAYS

FISH SHOW

MARGARITA TOURS DRAWING

IN-ROOM FISH SALES

CLUBS

RAFFLE PRIZES

SILENT AUCTION

ALL DAY AUCTION ON SUNDAY

More Details at: www.catfish.com



The AACCC12 is proudly brought to you by:



American Killifish Association

The American Killifish Association is pleased to announce its **50th National Convention**, which will be held at the **Crown Plaza –St. Louis Airport Hotel** on **May 25th, 26th and 27th, 2012**. The convention is opened to all aquarium hobbyists, both AKA members and non AKA members, and hobbyists new to killifish will find the weekend very exciting and informative. You will have the opportunity to see and purchase more species and varieties of killifish than you will see in any general aquarium show, and will have the opportunity to hear some outstanding speakers on a variety of fish related topics.

Ask Jack Heller – (314) 576-5111, hellerjackl@aol.com if you have any questions about the convention or would like to help in the running of the convention.

Speakers:

There will be seven different presentations and workshops, including programs on collecting in Africa by Holger Hengstler of Germany, a program on collecting on the Gulf Coast of Florida and Louisiana by Charlie Nunziata and Tony Terceira, a program on blue eyes by Gary Lange, a program on live foods by Mike Hellweg, a program on the evolution and genetic relationships of West African killifish by Dr. Glen Collier and a program by the New England Killifish Association on fish room management. All speakers should be interesting and informative.

Fish Show

The show will provide the opportunity to see a tremendous number and variety of killifish from many of the finest killifish hobbyists in the world. This is a rare opportunity to see more species of killifish than will be assembled in one place at one time than almost any other place in the country.

Fish Sale:

The fish sale will provide the opportunity to purchase killifish at a fixed price prior to the giant Sunday auction. There will be available a large selection of killifish and killifish related items for purchase.

Awards Banquet:

The convention always includes a Saturday evening awards banquet with great food and discussion followed by an awards banquet.

Sunday Auction:

The giant Sunday auction is the grand finale of the weekend. This is the opportunity to bid for all of the fish in the show plus many more new and rare fish reserved for the auction. The bidding is fast, furious and exciting and a lot of fun.

Hope to see you there!

Club Hopping 2012

Steve Edie

Note: Some of this year's dates are tentative.

Apr 26-29 – Miami: American Livebearer Association – Annual Convention

May 25-27 – St Louis: American Killifish Association – Annual Convention

May 25-27 – Chicago: Greater Chicago Cichlid Association – Cichlid Classic

June 21-24 – Atlanta: North American Discus Association – Annual Convention

June 23-24 – St Louis: St Louis Water Gardening Society – Pond-O-Rama

July 7 - Urbana, IL: Champaign Area Fish Exchange – Auction

July 11-15 – Indianapolis: American Cichlid Association – Annual Convention

July 13-15 – St Louis: Gateway Guppy Associates – Annual Show

Aug 12 - St Louis: Missouri Aquarium Society – Auction

Sept 14-16 – Dallas: Federation of Texas Aquarium Societies – Annual Convention

Sept 19 – Everywhere: Talk Like a Pirate Day

Oct 6 - St Louis: Missouri Aquarium Society – Swap Meet

Oct 12-13 – Schoolcraft, MI: Southwestern Michigan Aquarium Society – Annual Workshop

Oct 18-21 – Herndon, VA: All Aquarium Catfish Convention

Oct 20 – Creve Coeur IL: Tri-County Tropical Fish Society - Auction

Oct 27 - Cincinnati: Greater Cincinnati Aquarium Society - Auction

Nov 1-4 – St Louis: Aquatic Gardeners Association – Annual Convention

Nov 11 - St Louis: Missouri Aquarium Society – Auction

Nov 11 – Milwaukee: Milwaukee Aquarium Society – Fish-O-Rama Swap Meet

Nov 16-18 – Cleveland: Ohio Cichlid Association – Extravaganza

Check with the individual clubs for more details.

The Computer Page

Steve Deutsch

MASI's official web page: www.missouriaquariumsociety.com

MASI's email group: MASIFishHeads Yahoo Group - see web site for joining instructions

Addresses are only printed with permission of the owner. If you would yours added, please email me at steve@skdeu.com. If you would like yours removed, or if it needs correction, also please email me.

MASI MEMBERS E-Mail Addresses:

Jim & Sue Amsden	suzjimmie@aol.com
Klaus Bertich	kbertich@sbcglobal.net
Earl Biffle	biff.bat@juno.com
Roy Brandhorst	Skipperoy4@juno.com
Scott Bush	sportspicks@charter.net
Steve Deutsch	steve@skdeu.com
Kathy Deutsch	kathy@skdeu.com
Steve Edie	sredie@charter.net
Charles Harrison	csharrison@inkmaker.net
Mike Hellweg	mhellweg511@charter.net
Angela Hellweg	pugdog64@yahoo.com
Steven Hoffman	hoffmo@cablemo.net
Lisa Hollenbeck	lisah@alpineshop.com
Bart Kraeger	bartck@aol.com
Lawrence Kent	lawkentnorton@yahoo.com
Gary Lange	gwlange@sbcglobal.net
Mark and Tammy Langer	JTMS@sbcglobal.net
Micky Lee	too_fishy@hotmail.com
Charles and MaryAnn Lenau	cmlenau@centurylink.net
Gary McIlvaine	gmcilvaine@msn.com
Ed Millinger	amazoneddy1@sbcglobal.net
Jim Miller	jjimdeemiller@att.net
Jim Mueller	j.a.mueller@sbcglobal.net
Bob Newton	robt.newton@sbcglobal.net
Brad Riley	briley53@aol.com
Randy Shell	rdsma@charter.net
Rick Smith	polarfish2003@yahoo.com
Rose Sonderman	RoseSews@Earthlink.net
Jim & Brenda Thale	tbird55jb@aol.com
Mark & Alice Theby	markrehabber@yahoo.com
Pat Tosie	pattosie@yahoo.com
Patrick A. Tosie, II	patricktosie@juno.com
John Van Asch	johnsfishy@att.net
Dave and Laura Wagner	dave_laura@charter.net
Andy Walker	awalker02@sbcglobal.net
Harold Walker, Jr.	fiveinall@sbcglobal.net
Jim & Rosie Yaekel	jryaekel@htc.net

Member Classifieds

I have bloodworms and brine shrimp. Brine Shrimp eggs \$32 for 16 oz. can. I am looking for a 200 gallon tank. Jim Miller, 314-638-1134.

Charles Harrison (314) 894-9761, charles@inkmkr.com –

Thiosulfate crystals (Chlorine Remover).....	\$3.00 a half pound
OTO double strength Chlorine/Chloroamine test kits - 4 ounce ...	\$12.50
Flubendazole, 10% powder 25 grams	\$20.00
Lavamisole HCl Powder - 5 grams treats 100 gallons	\$10.00
Methylene Blue 5% solution (4 ounces)	\$12.75
Acriflavine Concentrate (4%) solution, 2 ounces	\$12.70
Bromthymol Blue pH test solution, 4 ounces	\$7.00

Wanted: Small Styro shipping boxes - 12 x 12 x 12 or a little bit smaller. If your company uses them and throws them away, save them! Bring to the meeting or I'll come pick them up. Mike 636-240-2443

MASI Members can place a classified ad in the Darter for free. Ads may be up to 30 words in length. Send your ads to the editor. The ad will run for one issue unless you specify how long to run it, in which case it will run as requested.

EASTERN AQUATICS

717-898-7224 (leave message)

Easternaquatics@yahoo.com

LIVE CULTURED BLACKWORMS

***Cultured blackworms are blackworms that are grown under completely controlled conditions. They are grown using clean, cold water and are fed a special ground grain feed which contains no animal products or any waste products. They are not raised in conjunction with any fish or other animals. The worms are free of parasites and pathogens (disease causing) bacteria. As an extra precaution, all worms are quarantined for 7-10 days after harvesting to assure best quality and packaged in bags with pure oxygen to reduce any shipping stress.

**Please call or email with zip code for prices and shipping quotes.*

AQUA-WORLD

FAMILY OWNED AND
OPERATED FOR
OVER 30 YEARS



TWO LOCATIONS:

3910 GRAVOIS
ST. LOUIS MISSOURI
(314) 772-0100
JASON

HOURS: M-F: 10:30 - 8
SAT: 10:30 - 6
SUN: CLOSED



16063 MANCHESTER RD
ELLISVILLE MISSOURI
(636) 391-0100
MIKE

HOURS: M-F: 10 - 8
SAT: 10 - 6
SUN: 12 - 5

WWW.AQUA-WORLD.COM

Hard-to-Find Tropical Fish
True Aquatic Plants
Live Foods

Michael Hellweg
Owner

EXOTIC AQUATICS

www.minifins.com

All major credit cards accepted via PayPal.com
We'll ship to your door anywhere in the USA!

636.544.3276
636.980.1611 fax
mike@minifins.com

PET CONNECTIONS

Lewis
Tom
Chris



2212 S. Vandeventer
773-PETS

Mon - Fri 10AM - 6PM
Sat 8AM - 3PM

CUSTOM AQUARIUMS &
MAINTENANCE

malawiaquatics.com



MALAWI AQUATICS

IMPORTERS OF QUALITY AFRICAN FISHES
AQUARIUM CONSULTANTS
(314) 830-6460

11619 W. FLORISSANT BLVD. ST. LOUIS, MO 63033



Tropical World Pets



(314) 849-4020

Your Hometown Pet Specialist

**8444 Watson Rd.
St. Louis, MO 63119**

**Mon.-Sat. 9:30-9:00
Sunday 11:00-6:00**

SUNSET CUSTOM HOMES, INC.



Patrick A. Tosie, Sr.

President

3751 S. Lindbergh
St. Louis, MO 63127

314/835-1330
Fax 314/835-1332
Cell 314/616-4316

pattosie@yahoo.com


Patrick A. Tosie, Sr.
Real Estate Consultant
www.PatTosie.com



Prudential

Select Properties

13275 Manchester Road
Des Peres, MO 63131
Office: 314.775.2050 Fax: 314.775.2051
Cell: 314.616.4316 PatTosie@gmail.com



An independently owned and operated member of The Prudential Real Estate Affiliates, Inc.


MARS fishcare




www.marsfishcare.com

NATIONAL LASER & INK JET CARTRIDGE SERVICE

RECYCLING SINCE 1987



www.InkForYourPrinter.com



1845 West Sq. Dr. High Ridge, MO 63049
(636) 677-1900 FAX (636) 677-3813

Sue Harrison

e-mail : Suellen@inkmkr.com

USA BUILT™
PREMIUM IMAGING PRODUCTS

Call, Click or Come in for your printing needs.

MASI extends a **THANK YOU** to the following businesses
for their donations and support of our organization:



Air Water & Ice
Aquarium Flake Foods
Aquarium Pharmaceuticals, Inc.
Aquarium Technology, Inc.
Aqua World
BlueZooRadio.com
Bowtie Press
Brine Shrimp Direct
Carters Fish Hatchery
Central Aquatics
Cichlid News Magazine
Cichlid Press Books
Coral the Reef Marine Magazine
Discus Hans USA
Diskus Brief Magazine
Drs. Foster & Smith, Inc.
Eastern Aquatics Blackworms
Feeder Fish by CalPet
Finley Aquatic Books
The Fish Factory
Florida Aquatic Nurseries
Ginger Products
HBH Pet Products
Hikari
Imperial Tropicals, Inc.
Ken's Fish
Kingfish Services
Kordon, LLC/Novalek, Inc.
Krieger Publishing
Marc Weiss Companies, Inc.
Marine Enterprises International
Mars FishCare North America
Pond Care Products
Rena
San Francisco Bay Brand
Seachem Laboratories, Inc.
Swiss Tropicals Inc.
Tanglefoot Steak House
Tropical Fish Hobbyist Magazine
United Pet Group, Inc.



THE DARTER
Missouri Aquarium Society, Inc.
P.O. Box 1682
Maryland Heights, MO 63043-1682

**PERIODICALS POSTAGE
PAID AT
FENTON, MISSOURI**

Address
Label

Congratulations to:
Novice Service Award – Rose Sonderman
Hobbyist Service Award – Pat Tosie
Ralph Wilhelm Writer’s Award – Tony McMillan
BAP 300 Species Spawned – Mike Hellweg
Member of the Year – Pat Tosie
See all the awards inside.